

It happened tomorrow. In

Climate future imagined by:



Instructions

Take your time and look at the different images on the table: which one speaks home to you, or makes you think of a place dear to your heart? Pick one image and find a cozy place to sit.

Look at the image and try to imagine how the place dear to your heart might look like with higher waters. Feel free to use pencils, pens, and markers that you will find on the tables to expand the initial image.

Here are some prompts for your imaginative process:

- *What does your place look like in the future?*
- *Which adaptation strategies are in place to deal with higher waters?*
- *Think about what you know of that place today: what are the things that you are willing to allow the water to take? Which are the ones that you'd like to protect instead?*
- *Think of the water as something to protect us from, but also as a bearer of life: which other species do you see co-existing with us in this new landscape, and how do they relate to each other?*

You don't have to create a beautiful drawing. It's just a sketch of something that has not happened yet. Try to use short textual annotation to describe your sketch. The textual annotations will be used as prompts for DALL-E, a generative model that we'll use to expand on the starting image, using your sketch as a starting point.

Finally, here on the back, there is a space for you to write a short story, a poem, a dialogue, or any kind of text that you'd like to produce to contextualize your scenario. You can see this as a moment to send a message for future generations, a piece of advice for your future self, a wish for what is yet to come, or a call to action.

On the front, you can add your name and the location of your speculative landscape. Thank you for your work of imagination!

What happened tomorrow?

It happened tomorrow. In

Climate future imagined by:



Instructions

Take your time and look at the different images on the table: which one speaks home to you, or makes you think of a place dear to your heart? Pick one image and find a cozy place to sit.

Look at the image and try to imagine how the place dear to your heart might look like with higher waters. Feel free to use pencils, pens, and markers that you will find on the tables to expand the initial image.

Here are some prompts for your imaginative process:

- *What does your place look like in the future?*
- *Which adaptation strategies are in place to deal with higher waters?*
- *Think about what you know of that place today: what are the things that you are willing to allow the water to take? Which are the ones that you'd like to protect instead?*
- *Think of the water as something to protect us from, but also as a bearer of life: which other species do you see co-existing with us in this new landscape, and how do they relate to each other?*

You don't have to create a beautiful drawing. It's just a sketch of something that has not happened yet. Try to use short textual annotation to describe your sketch. The textual annotations will be used as prompts for DALL-E, a generative model that we'll use to expand on the starting image, using your sketch as a starting point.

Finally, here on the back, there is a space for you to write a short story, a poem, a dialogue, or any kind of text that you'd like to produce to contextualize your scenario. You can see this as a moment to send a message for future generations, a piece of advice for your future self, a wish for what is yet to come, or a call to action.

On the front, you can add your name and the location of your speculative landscape. Thank you for your work of imagination!

What happened tomorrow?

It happened tomorrow. In

Climate future imagined by:



Instructions

Take your time and look at the different images on the table: which one speaks home to you, or makes you think of a place dear to your heart? Pick one image and find a cozy place to sit.

Look at the image and try to imagine how the place dear to your heart might look like with higher waters. Feel free to use pencils, pens, and markers that you will find on the tables to expand the initial image.

Here are some prompts for your imaginative process:

- *What does your place look like in the future?*
- *Which adaptation strategies are in place to deal with higher waters?*
- *Think about what you know of that place today: what are the things that you are willing to allow the water to take? Which are the ones that you'd like to protect instead?*
- *Think of the water as something to protect us from, but also as a bearer of life: which other species do you see co-existing with us in this new landscape, and how do they relate to each other?*

You don't have to create a beautiful drawing. It's just a sketch of something that has not happened yet. Try to use short textual annotation to describe your sketch. The textual annotations will be used as prompts for DALL-E, a generative model that we'll use to expand on the starting image, using your sketch as a starting point.

Finally, here on the back, there is a space for you to write a short story, a poem, a dialogue, or any kind of text that you'd like to produce to contextualize your scenario. You can see this as a moment to send a message for future generations, a piece of advice for your future self, a wish for what is yet to come, or a call to action.

On the front, you can add your name and the location of your speculative landscape. Thank you for your work of imagination!

What happened tomorrow?

It happened tomorrow. In

Climate future imagined by:



Instructions

Take your time and look at the different images on the table: which one speaks home to you, or makes you think of a place dear to your heart? Pick one image and find a cozy place to sit.

Look at the image and try to imagine how the place dear to your heart might look like with higher waters. Feel free to use pencils, pens, and markers that you will find on the tables to expand the initial image.

Here are some prompts for your imaginative process:

- *What does your place look like in the future?*
- *Which adaptation strategies are in place to deal with higher waters?*
- *Think about what you know of that place today: what are the things that you are willing to allow the water to take? Which are the ones that you'd like to protect instead?*
- *Think of the water as something to protect us from, but also as a bearer of life: which other species do you see co-existing with us in this new landscape, and how do they relate to each other?*

You don't have to create a beautiful drawing. It's just a sketch of something that has not happened yet. Try to use short textual annotation to describe your sketch. The textual annotations will be used as prompts for DALL-E, a generative model that we'll use to expand on the starting image, using your sketch as a starting point.

Finally, here on the back, there is a space for you to write a short story, a poem, a dialogue, or any kind of text that you'd like to produce to contextualize your scenario. You can see this as a moment to send a message for future generations, a piece of advice for your future self, a wish for what is yet to come, or a call to action.

On the front, you can add your name and the location of your speculative landscape. Thank you for your work of imagination!

What happened tomorrow?

It happened tomorrow. In

Climate future imagined by:



Instructions

Take your time and look at the different images on the table: which one speaks home to you, or makes you think of a place dear to your heart? Pick one image and find a cozy place to sit.

Look at the image and try to imagine how the place dear to your heart might look like with higher waters. Feel free to use pencils, pens, and markers that you will find on the tables to expand the initial image.

Here are some prompts for your imaginative process:

- *What does your place look like in the future?*
- *Which adaptation strategies are in place to deal with higher waters?*
- *Think about what you know of that place today: what are the things that you are willing to allow the water to take? Which are the ones that you'd like to protect instead?*
- *Think of the water as something to protect us from, but also as a bearer of life: which other species do you see co-existing with us in this new landscape, and how do they relate to each other?*

You don't have to create a beautiful drawing. It's just a sketch of something that has not happened yet. Try to use short textual annotation to describe your sketch. The textual annotations will be used as prompts for DALL-E, a generative model that we'll use to expand on the starting image, using your sketch as a starting point.


Finally, here on the back, there is a space for you to write a short story, a poem, a dialogue, or any kind of text that you'd like to produce to contextualize your scenario. You can see this as a moment to send a message for future generations, a piece of advice for your future self, a wish for what is yet to come, or a call to action.

On the front, you can add your name and the location of your speculative landscape. Thank you for your work of imagination!

What happened tomorrow?

It happened tomorrow. In

Climate future imagined by:



Instructions

Take your time and look at the different images on the table: which one speaks home to you, or makes you think of a place dear to your heart? Pick one image and find a cozy place to sit.

Look at the image and try to imagine how the place dear to your heart might look like with higher waters. Feel free to use pencils, pens, and markers that you will find on the tables to expand the initial image.

Here are some prompts for your imaginative process:

- *What does your place look like in the future?*
- *Which adaptation strategies are in place to deal with higher waters?*
- *Think about what you know of that place today: what are the things that you are willing to allow the water to take? Which are the ones that you'd like to protect instead?*
- *Think of the water as something to protect us from, but also as a bearer of life: which other species do you see co-existing with us in this new landscape, and how do they relate to each other?*

You don't have to create a beautiful drawing. It's just a sketch of something that has not happened yet. Try to use short textual annotation to describe your sketch. The textual annotations will be used as prompts for DALL-E, a generative model that we'll use to expand on the starting image, using your sketch as a starting point.

Finally, here on the back, there is a space for you to write a short story, a poem, a dialogue, or any kind of text that you'd like to produce to contextualize your scenario. You can see this as a moment to send a message for future generations, a piece of advice for your future self, a wish for what is yet to come, or a call to action.

On the front, you can add your name and the location of your speculative landscape. Thank you for your work of imagination!

What happened tomorrow?

It happened tomorrow. In

Climate future imagined by:



Instructions

Take your time and look at the different images on the table: which one speaks home to you, or makes you think of a place dear to your heart? Pick one image and find a cozy place to sit.

Look at the image and try to imagine how the place dear to your heart might look like with higher waters. Feel free to use pencils, pens, and markers that you will find on the tables to expand the initial image.

Here are some prompts for your imaginative process:

- *What does your place look like in the future?*
- *Which adaptation strategies are in place to deal with higher waters?*
- *Think about what you know of that place today: what are the things that you are willing to allow the water to take? Which are the ones that you'd like to protect instead?*
- *Think of the water as something to protect us from, but also as a bearer of life: which other species do you see co-existing with us in this new landscape, and how do they relate to each other?*

You don't have to create a beautiful drawing. It's just a sketch of something that has not happened yet. Try to use short textual annotation to describe your sketch. The textual annotations will be used as prompts for DALL-E, a generative model that we'll use to expand on the starting image, using your sketch as a starting point.

Finally, here on the back, there is a space for you to write a short story, a poem, a dialogue, or any kind of text that you'd like to produce to contextualize your scenario. You can see this as a moment to send a message for future generations, a piece of advice for your future self, a wish for what is yet to come, or a call to action.

On the front, you can add your name and the location of your speculative landscape. Thank you for your work of imagination!

What happened tomorrow?

It happened tomorrow. In

Climate future imagined by:



Instructions

Take your time and look at the different images on the table: which one speaks home to you, or makes you think of a place dear to your heart? Pick one image and find a cozy place to sit.

Look at the image and try to imagine how the place dear to your heart might look like with higher waters. Feel free to use pencils, pens, and markers that you will find on the tables to expand the initial image.

Here are some prompts for your imaginative process:

- *What does your place look like in the future?*
- *Which adaptation strategies are in place to deal with higher waters?*
- *Think about what you know of that place today: what are the things that you are willing to allow the water to take? Which are the ones that you'd like to protect instead?*
- *Think of the water as something to protect us from, but also as a bearer of life: which other species do you see co-existing with us in this new landscape, and how do they relate to each other?*

You don't have to create a beautiful drawing. It's just a sketch of something that has not happened yet. Try to use short textual annotation to describe your sketch. The textual annotations will be used as prompts for DALL-E, a generative model that we'll use to expand on the starting image, using your sketch as a starting point.


Finally, here on the back, there is a space for you to write a short story, a poem, a dialogue, or any kind of text that you'd like to produce to contextualize your scenario. You can see this as a moment to send a message for future generations, a piece of advice for your future self, a wish for what is yet to come, or a call to action.

On the front, you can add your name and the location of your speculative landscape. Thank you for your work of imagination!

What happened tomorrow?

It happened tomorrow. In

Climate future imagined by:



Instructions

Take your time and look at the different images on the table: which one speaks home to you, or makes you think of a place dear to your heart? Pick one image and find a cozy place to sit.

Look at the image and try to imagine how the place dear to your heart might look like with higher waters. Feel free to use pencils, pens, and markers that you will find on the tables to expand the initial image.

Here are some prompts for your imaginative process:

- *What does your place look like in the future?*
- *Which adaptation strategies are in place to deal with higher waters?*
- *Think about what you know of that place today: what are the things that you are willing to allow the water to take? Which are the ones that you'd like to protect instead?*
- *Think of the water as something to protect us from, but also as a bearer of life: which other species do you see co-existing with us in this new landscape, and how do they relate to each other?*

You don't have to create a beautiful drawing. It's just a sketch of something that has not happened yet. Try to use short textual annotation to describe your sketch. The textual annotations will be used as prompts for DALL-E, a generative model that we'll use to expand on the starting image, using your sketch as a starting point.

Finally, here on the back, there is a space for you to write a short story, a poem, a dialogue, or any kind of text that you'd like to produce to contextualize your scenario. You can see this as a moment to send a message for future generations, a piece of advice for your future self, a wish for what is yet to come, or a call to action.

On the front, you can add your name and the location of your speculative landscape. Thank you for your work of imagination!

What happened tomorrow?

It happened tomorrow. In

Climate future imagined by:



Instructions

Take your time and look at the different images on the table: which one speaks home to you, or makes you think of a place dear to your heart? Pick one image and find a cozy place to sit.

Look at the image and try to imagine how the place dear to your heart might look like with higher waters. Feel free to use pencils, pens, and markers that you will find on the tables to expand the initial image.

Here are some prompts for your imaginative process:

- *What does your place look like in the future?*
- *Which adaptation strategies are in place to deal with higher waters?*
- *Think about what you know of that place today: what are the things that you are willing to allow the water to take? Which are the ones that you'd like to protect instead?*
- *Think of the water as something to protect us from, but also as a bearer of life: which other species do you see co-existing with us in this new landscape, and how do they relate to each other?*

You don't have to create a beautiful drawing. It's just a sketch of something that has not happened yet. Try to use short textual annotation to describe your sketch. The textual annotations will be used as prompts for DALL-E, a generative model that we'll use to expand on the starting image, using your sketch as a starting point.

Finally, here on the back, there is a space for you to write a short story, a poem, a dialogue, or any kind of text that you'd like to produce to contextualize your scenario. You can see this as a moment to send a message for future generations, a piece of advice for your future self, a wish for what is yet to come, or a call to action.

On the front, you can add your name and the location of your speculative landscape. Thank you for your work of imagination!

What happened tomorrow?

It happened tomorrow. In

Climate future imagined by:



Instructions

Take your time and look at the different images on the table: which one speaks home to you, or makes you think of a place dear to your heart? Pick one image and find a cozy place to sit.

Look at the image and try to imagine how the place dear to your heart might look like with higher waters. Feel free to use pencils, pens, and markers that you will find on the tables to expand the initial image.

Here are some prompts for your imaginative process:

- *What does your place look like in the future?*
- *Which adaptation strategies are in place to deal with higher waters?*
- *Think about what you know of that place today: what are the things that you are willing to allow the water to take? Which are the ones that you'd like to protect instead?*
- *Think of the water as something to protect us from, but also as a bearer of life: which other species do you see co-existing with us in this new landscape, and how do they relate to each other?*

You don't have to create a beautiful drawing. It's just a sketch of something that has not happened yet. Try to use short textual annotation to describe your sketch. The textual annotations will be used as prompts for DALL-E, a generative model that we'll use to expand on the starting image, using your sketch as a starting point.

Finally, here on the back, there is a space for you to write a short story, a poem, a dialogue, or any kind of text that you'd like to produce to contextualize your scenario. You can see this as a moment to send a message for future generations, a piece of advice for your future self, a wish for what is yet to come, or a call to action.

On the front, you can add your name and the location of your speculative landscape. Thank you for your work of imagination!

What happened tomorrow?

It happened tomorrow. In

Climate future imagined by:



Instructions

Take your time and look at the different images on the table: which one speaks home to you, or makes you think of a place dear to your heart? Pick one image and find a cozy place to sit.

Look at the image and try to imagine how the place dear to your heart might look like with higher waters. Feel free to use pencils, pens, and markers that you will find on the tables to expand the initial image.

Here are some prompts for your imaginative process:

- *What does your place look like in the future?*
- *Which adaptation strategies are in place to deal with higher waters?*
- *Think about what you know of that place today: what are the things that you are willing to allow the water to take? Which are the ones that you'd like to protect instead?*
- *Think of the water as something to protect us from, but also as a bearer of life: which other species do you see co-existing with us in this new landscape, and how do they relate to each other?*

You don't have to create a beautiful drawing. It's just a sketch of something that has not happened yet. Try to use short textual annotation to describe your sketch. The textual annotations will be used as prompts for DALL-E, a generative model that we'll use to expand on the starting image, using your sketch as a starting point.

Finally, here on the back, there is a space for you to write a short story, a poem, a dialogue, or any kind of text that you'd like to produce to contextualize your scenario. You can see this as a moment to send a message for future generations, a piece of advice for your future self, a wish for what is yet to come, or a call to action.

On the front, you can add your name and the location of your speculative landscape. Thank you for your work of imagination!

What happened tomorrow?

It happened tomorrow. In

Climate future imagined by:



Instructions

Take your time and look at the different images on the table: which one speaks home to you, or makes you think of a place dear to your heart? Pick one image and find a cozy place to sit.

Look at the image and try to imagine how the place dear to your heart might look like with higher waters. Feel free to use pencils, pens, and markers that you will find on the tables to expand the initial image.

Here are some prompts for your imaginative process:

- *What does your place look like in the future?*
- *Which adaptation strategies are in place to deal with higher waters?*
- *Think about what you know of that place today: what are the things that you are willing to allow the water to take? Which are the ones that you'd like to protect instead?*
- *Think of the water as something to protect us from, but also as a bearer of life: which other species do you see co-existing with us in this new landscape, and how do they relate to each other?*

You don't have to create a beautiful drawing. It's just a sketch of something that has not happened yet. Try to use short textual annotation to describe your sketch. The textual annotations will be used as prompts for DALL-E, a generative model that we'll use to expand on the starting image, using your sketch as a starting point.

Finally, here on the back, there is a space for you to write a short story, a poem, a dialogue, or any kind of text that you'd like to produce to contextualize your scenario. You can see this as a moment to send a message for future generations, a piece of advice for your future self, a wish for what is yet to come, or a call to action.

On the front, you can add your name and the location of your speculative landscape. Thank you for your work of imagination!

What happened tomorrow?

It happened tomorrow. In

Climate future imagined by:



Instructions

Take your time and look at the different images on the table: which one speaks home to you, or makes you think of a place dear to your heart? Pick one image and find a cozy place to sit.

Look at the image and try to imagine how the place dear to your heart might look like with higher waters. Feel free to use pencils, pens, and markers that you will find on the tables to expand the initial image.

Here are some prompts for your imaginative process:

- *What does your place look like in the future?*
- *Which adaptation strategies are in place to deal with higher waters?*
- *Think about what you know of that place today: what are the things that you are willing to allow the water to take? Which are the ones that you'd like to protect instead?*
- *Think of the water as something to protect us from, but also as a bearer of life: which other species do you see co-existing with us in this new landscape, and how do they relate to each other?*

You don't have to create a beautiful drawing. It's just a sketch of something that has not happened yet. Try to use short textual annotation to describe your sketch. The textual annotations will be used as prompts for DALL-E, a generative model that we'll use to expand on the starting image, using your sketch as a starting point.

Finally, here on the back, there is a space for you to write a short story, a poem, a dialogue, or any kind of text that you'd like to produce to contextualize your scenario. You can see this as a moment to send a message for future generations, a piece of advice for your future self, a wish for what is yet to come, or a call to action.

On the front, you can add your name and the location of your speculative landscape. Thank you for your work of imagination!

What happened tomorrow?

It happened tomorrow. In

Climate future imagined by:



Instructions

Take your time and look at the different images on the table: which one speaks home to you, or makes you think of a place dear to your heart? Pick one image and find a cozy place to sit.

Look at the image and try to imagine how the place dear to your heart might look like with higher waters. Feel free to use pencils, pens, and markers that you will find on the tables to expand the initial image.

Here are some prompts for your imaginative process:

- *What does your place look like in the future?*
- *Which adaptation strategies are in place to deal with higher waters?*
- *Think about what you know of that place today: what are the things that you are willing to allow the water to take? Which are the ones that you'd like to protect instead?*
- *Think of the water as something to protect us from, but also as a bearer of life: which other species do you see co-existing with us in this new landscape, and how do they relate to each other?*

You don't have to create a beautiful drawing. It's just a sketch of something that has not happened yet. Try to use short textual annotation to describe your sketch. The textual annotations will be used as prompts for DALL-E, a generative model that we'll use to expand on the starting image, using your sketch as a starting point.

Finally, here on the back, there is a space for you to write a short story, a poem, a dialogue, or any kind of text that you'd like to produce to contextualize your scenario. You can see this as a moment to send a message for future generations, a piece of advice for your future self, a wish for what is yet to come, or a call to action.

On the front, you can add your name and the location of your speculative landscape. Thank you for your work of imagination!

What happened tomorrow?

It happened tomorrow. In

Climate future imagined by:



Instructions

Take your time and look at the different images on the table: which one speaks home to you, or makes you think of a place dear to your heart? Pick one image and find a cozy place to sit.

Look at the image and try to imagine how the place dear to your heart might look like with higher waters. Feel free to use pencils, pens, and markers that you will find on the tables to expand the initial image.

Here are some prompts for your imaginative process:

- *What does your place look like in the future?*
- *Which adaptation strategies are in place to deal with higher waters?*
- *Think about what you know of that place today: what are the things that you are willing to allow the water to take? Which are the ones that you'd like to protect instead?*
- *Think of the water as something to protect us from, but also as a bearer of life: which other species do you see co-existing with us in this new landscape, and how do they relate to each other?*

You don't have to create a beautiful drawing. It's just a sketch of something that has not happened yet. Try to use short textual annotation to describe your sketch. The textual annotations will be used as prompts for DALL-E, a generative model that we'll use to expand on the starting image, using your sketch as a starting point.

Finally, here on the back, there is a space for you to write a short story, a poem, a dialogue, or any kind of text that you'd like to produce to contextualize your scenario. You can see this as a moment to send a message for future generations, a piece of advice for your future self, a wish for what is yet to come, or a call to action.

On the front, you can add your name and the location of your speculative landscape. Thank you for your work of imagination!

What happened tomorrow?

It happened tomorrow. In

Climate future imagined by:



Instructions

Take your time and look at the different images on the table: which one speaks home to you, or makes you think of a place dear to your heart? Pick one image and find a cozy place to sit.

Look at the image and try to imagine how the place dear to your heart might look like with higher waters. Feel free to use pencils, pens, and markers that you will find on the tables to expand the initial image.

Here are some prompts for your imaginative process:

- *What does your place look like in the future?*
- *Which adaptation strategies are in place to deal with higher waters?*
- *Think about what you know of that place today: what are the things that you are willing to allow the water to take? Which are the ones that you'd like to protect instead?*
- *Think of the water as something to protect us from, but also as a bearer of life: which other species do you see co-existing with us in this new landscape, and how do they relate to each other?*

You don't have to create a beautiful drawing. It's just a sketch of something that has not happened yet. Try to use short textual annotation to describe your sketch. The textual annotations will be used as prompts for DALL-E, a generative model that we'll use to expand on the starting image, using your sketch as a starting point.

Finally, here on the back, there is a space for you to write a short story, a poem, a dialogue, or any kind of text that you'd like to produce to contextualize your scenario. You can see this as a moment to send a message for future generations, a piece of advice for your future self, a wish for what is yet to come, or a call to action.

On the front, you can add your name and the location of your speculative landscape. Thank you for your work of imagination!

What happened tomorrow?

It happened tomorrow. In

Climate future imagined by:



Instructions

Take your time and look at the different images on the table: which one speaks home to you, or makes you think of a place dear to your heart? Pick one image and find a cozy place to sit.

Look at the image and try to imagine how the place dear to your heart might look like with higher waters. Feel free to use pencils, pens, and markers that you will find on the tables to expand the initial image.

Here are some prompts for your imaginative process:

- *What does your place look like in the future?*
- *Which adaptation strategies are in place to deal with higher waters?*
- *Think about what you know of that place today: what are the things that you are willing to allow the water to take? Which are the ones that you'd like to protect instead?*
- *Think of the water as something to protect us from, but also as a bearer of life: which other species do you see co-existing with us in this new landscape, and how do they relate to each other?*

You don't have to create a beautiful drawing. It's just a sketch of something that has not happened yet. Try to use short textual annotation to describe your sketch. The textual annotations will be used as prompts for DALL-E, a generative model that we'll use to expand on the starting image, using your sketch as a starting point.

Finally, here on the back, there is a space for you to write a short story, a poem, a dialogue, or any kind of text that you'd like to produce to contextualize your scenario. You can see this as a moment to send a message for future generations, a piece of advice for your future self, a wish for what is yet to come, or a call to action.

On the front, you can add your name and the location of your speculative landscape. Thank you for your work of imagination!

What happened tomorrow?

It happened tomorrow. In

Climate future imagined by:



Instructions

Take your time and look at the different images on the table: which one speaks home to you, or makes you think of a place dear to your heart? Pick one image and find a cozy place to sit.

Look at the image and try to imagine how the place dear to your heart might look like with higher waters. Feel free to use pencils, pens, and markers that you will find on the tables to expand the initial image.

Here are some prompts for your imaginative process:

- *What does your place look like in the future?*
- *Which adaptation strategies are in place to deal with higher waters?*
- *Think about what you know of that place today: what are the things that you are willing to allow the water to take? Which are the ones that you'd like to protect instead?*
- *Think of the water as something to protect us from, but also as a bearer of life: which other species do you see co-existing with us in this new landscape, and how do they relate to each other?*

You don't have to create a beautiful drawing. It's just a sketch of something that has not happened yet. Try to use short textual annotation to describe your sketch. The textual annotations will be used as prompts for DALL-E, a generative model that we'll use to expand on the starting image, using your sketch as a starting point.

Finally, here on the back, there is a space for you to write a short story, a poem, a dialogue, or any kind of text that you'd like to produce to contextualize your scenario. You can see this as a moment to send a message for future generations, a piece of advice for your future self, a wish for what is yet to come, or a call to action.

On the front, you can add your name and the location of your speculative landscape. Thank you for your work of imagination!

What happened tomorrow?

It happened tomorrow. In

Climate future imagined by:



Instructions

Take your time and look at the different images on the table: which one speaks home to you, or makes you think of a place dear to your heart? Pick one image and find a cozy place to sit.

Look at the image and try to imagine how the place dear to your heart might look like with higher waters. Feel free to use pencils, pens, and markers that you will find on the tables to expand the initial image.

Here are some prompts for your imaginative process:

- *What does your place look like in the future?*
- *Which adaptation strategies are in place to deal with higher waters?*
- *Think about what you know of that place today: what are the things that you are willing to allow the water to take? Which are the ones that you'd like to protect instead?*
- *Think of the water as something to protect us from, but also as a bearer of life: which other species do you see co-existing with us in this new landscape, and how do they relate to each other?*

You don't have to create a beautiful drawing. It's just a sketch of something that has not happened yet. Try to use short textual annotation to describe your sketch. The textual annotations will be used as prompts for DALL-E, a generative model that we'll use to expand on the starting image, using your sketch as a starting point.

Finally, here on the back, there is a space for you to write a short story, a poem, a dialogue, or any kind of text that you'd like to produce to contextualize your scenario. You can see this as a moment to send a message for future generations, a piece of advice for your future self, a wish for what is yet to come, or a call to action.

On the front, you can add your name and the location of your speculative landscape. Thank you for your work of imagination!

What happened tomorrow?

It happened tomorrow. In

Climate future imagined by:



Instructions

Take your time and look at the different images on the table: which one speaks home to you, or makes you think of a place dear to your heart? Pick one image and find a cozy place to sit.

Look at the image and try to imagine how the place dear to your heart might look like with higher waters. Feel free to use pencils, pens, and markers that you will find on the tables to expand the initial image.

Here are some prompts for your imaginative process:

- *What does your place look like in the future?*
- *Which adaptation strategies are in place to deal with higher waters?*
- *Think about what you know of that place today: what are the things that you are willing to allow the water to take? Which are the ones that you'd like to protect instead?*
- *Think of the water as something to protect us from, but also as a bearer of life: which other species do you see co-existing with us in this new landscape, and how do they relate to each other?*

You don't have to create a beautiful drawing. It's just a sketch of something that has not happened yet. Try to use short textual annotation to describe your sketch. The textual annotations will be used as prompts for DALL-E, a generative model that we'll use to expand on the starting image, using your sketch as a starting point.

Finally, here on the back, there is a space for you to write a short story, a poem, a dialogue, or any kind of text that you'd like to produce to contextualize your scenario. You can see this as a moment to send a message for future generations, a piece of advice for your future self, a wish for what is yet to come, or a call to action.

On the front, you can add your name and the location of your speculative landscape. Thank you for your work of imagination!

What happened tomorrow?

It happened tomorrow. In

Climate future imagined by:



Instructions

Take your time and look at the different images on the table: which one speaks home to you, or makes you think of a place dear to your heart? Pick one image and find a cozy place to sit.

Look at the image and try to imagine how the place dear to your heart might look like with higher waters. Feel free to use pencils, pens, and markers that you will find on the tables to expand the initial image.

Here are some prompts for your imaginative process:

- *What does your place look like in the future?*
- *Which adaptation strategies are in place to deal with higher waters?*
- *Think about what you know of that place today: what are the things that you are willing to allow the water to take? Which are the ones that you'd like to protect instead?*
- *Think of the water as something to protect us from, but also as a bearer of life: which other species do you see co-existing with us in this new landscape, and how do they relate to each other?*

You don't have to create a beautiful drawing. It's just a sketch of something that has not happened yet. Try to use short textual annotation to describe your sketch. The textual annotations will be used as prompts for DALL-E, a generative model that we'll use to expand on the starting image, using your sketch as a starting point.

Finally, here on the back, there is a space for you to write a short story, a poem, a dialogue, or any kind of text that you'd like to produce to contextualize your scenario. You can see this as a moment to send a message for future generations, a piece of advice for your future self, a wish for what is yet to come, or a call to action.

On the front, you can add your name and the location of your speculative landscape. Thank you for your work of imagination!

What happened tomorrow?

It happened tomorrow. In

Climate future imagined by:



Instructions

Take your time and look at the different images on the table: which one speaks home to you, or makes you think of a place dear to your heart? Pick one image and find a cozy place to sit.

Look at the image and try to imagine how the place dear to your heart might look like with higher waters. Feel free to use pencils, pens, and markers that you will find on the tables to expand the initial image.

Here are some prompts for your imaginative process:

- *What does your place look like in the future?*
- *Which adaptation strategies are in place to deal with higher waters?*
- *Think about what you know of that place today: what are the things that you are willing to allow the water to take? Which are the ones that you'd like to protect instead?*
- *Think of the water as something to protect us from, but also as a bearer of life: which other species do you see co-existing with us in this new landscape, and how do they relate to each other?*

You don't have to create a beautiful drawing. It's just a sketch of something that has not happened yet. Try to use short textual annotation to describe your sketch. The textual annotations will be used as prompts for DALL-E, a generative model that we'll use to expand on the starting image, using your sketch as a starting point.

Finally, here on the back, there is a space for you to write a short story, a poem, a dialogue, or any kind of text that you'd like to produce to contextualize your scenario. You can see this as a moment to send a message for future generations, a piece of advice for your future self, a wish for what is yet to come, or a call to action.

On the front, you can add your name and the location of your speculative landscape. Thank you for your work of imagination!

What happened tomorrow?

It happened tomorrow. In

Climate future imagined by:



Instructions

Take your time and look at the different images on the table: which one speaks home to you, or makes you think of a place dear to your heart? Pick one image and find a cozy place to sit.

Look at the image and try to imagine how the place dear to your heart might look like with higher waters. Feel free to use pencils, pens, and markers that you will find on the tables to expand the initial image.

Here are some prompts for your imaginative process:

- *What does your place look like in the future?*
- *Which adaptation strategies are in place to deal with higher waters?*
- *Think about what you know of that place today: what are the things that you are willing to allow the water to take? Which are the ones that you'd like to protect instead?*
- *Think of the water as something to protect us from, but also as a bearer of life: which other species do you see co-existing with us in this new landscape, and how do they relate to each other?*

You don't have to create a beautiful drawing. It's just a sketch of something that has not happened yet. Try to use short textual annotation to describe your sketch. The textual annotations will be used as prompts for DALL-E, a generative model that we'll use to expand on the starting image, using your sketch as a starting point.


Finally, here on the back, there is a space for you to write a short story, a poem, a dialogue, or any kind of text that you'd like to produce to contextualize your scenario. You can see this as a moment to send a message for future generations, a piece of advice for your future self, a wish for what is yet to come, or a call to action.

On the front, you can add your name and the location of your speculative landscape. Thank you for your work of imagination!

What happened tomorrow?

It happened tomorrow. In

Climate future imagined by:



Instructions

Take your time and look at the different images on the table: which one speaks home to you, or makes you think of a place dear to your heart? Pick one image and find a cozy place to sit.

Look at the image and try to imagine how the place dear to your heart might look like with higher waters. Feel free to use pencils, pens, and markers that you will find on the tables to expand the initial image.

Here are some prompts for your imaginative process:

- *What does your place look like in the future?*
- *Which adaptation strategies are in place to deal with higher waters?*
- *Think about what you know of that place today: what are the things that you are willing to allow the water to take? Which are the ones that you'd like to protect instead?*
- *Think of the water as something to protect us from, but also as a bearer of life: which other species do you see co-existing with us in this new landscape, and how do they relate to each other?*

You don't have to create a beautiful drawing. It's just a sketch of something that has not happened yet. Try to use short textual annotation to describe your sketch. The textual annotations will be used as prompts for DALL-E, a generative model that we'll use to expand on the starting image, using your sketch as a starting point.

Finally, here on the back, there is a space for you to write a short story, a poem, a dialogue, or any kind of text that you'd like to produce to contextualize your scenario. You can see this as a moment to send a message for future generations, a piece of advice for your future self, a wish for what is yet to come, or a call to action.

On the front, you can add your name and the location of your speculative landscape. Thank you for your work of imagination!

What happened tomorrow?

It happened tomorrow. In

Climate future imagined by:



Instructions

Take your time and look at the different images on the table: which one speaks home to you, or makes you think of a place dear to your heart? Pick one image and find a cozy place to sit.

Look at the image and try to imagine how the place dear to your heart might look like with higher waters. Feel free to use pencils, pens, and markers that you will find on the tables to expand the initial image.

Here are some prompts for your imaginative process:

- *What does your place look like in the future?*
- *Which adaptation strategies are in place to deal with higher waters?*
- *Think about what you know of that place today: what are the things that you are willing to allow the water to take? Which are the ones that you'd like to protect instead?*
- *Think of the water as something to protect us from, but also as a bearer of life: which other species do you see co-existing with us in this new landscape, and how do they relate to each other?*

You don't have to create a beautiful drawing. It's just a sketch of something that has not happened yet. Try to use short textual annotation to describe your sketch. The textual annotations will be used as prompts for DALL-E, a generative model that we'll use to expand on the starting image, using your sketch as a starting point.

Finally, here on the back, there is a space for you to write a short story, a poem, a dialogue, or any kind of text that you'd like to produce to contextualize your scenario. You can see this as a moment to send a message for future generations, a piece of advice for your future self, a wish for what is yet to come, or a call to action.

On the front, you can add your name and the location of your speculative landscape. Thank you for your work of imagination!

What happened tomorrow?

It happened tomorrow. In

Climate future imagined by:



Instructions

Take your time and look at the different images on the table: which one speaks home to you, or makes you think of a place dear to your heart? Pick one image and find a cozy place to sit.

Look at the image and try to imagine how the place dear to your heart might look like with higher waters. Feel free to use pencils, pens, and markers that you will find on the tables to expand the initial image.

Here are some prompts for your imaginative process:

- *What does your place look like in the future?*
- *Which adaptation strategies are in place to deal with higher waters?*
- *Think about what you know of that place today: what are the things that you are willing to allow the water to take? Which are the ones that you'd like to protect instead?*
- *Think of the water as something to protect us from, but also as a bearer of life: which other species do you see co-existing with us in this new landscape, and how do they relate to each other?*

You don't have to create a beautiful drawing. It's just a sketch of something that has not happened yet. Try to use short textual annotation to describe your sketch. The textual annotations will be used as prompts for DALL-E, a generative model that we'll use to expand on the starting image, using your sketch as a starting point.

Finally, here on the back, there is a space for you to write a short story, a poem, a dialogue, or any kind of text that you'd like to produce to contextualize your scenario. You can see this as a moment to send a message for future generations, a piece of advice for your future self, a wish for what is yet to come, or a call to action.

On the front, you can add your name and the location of your speculative landscape. Thank you for your work of imagination!

What happened tomorrow?

It happened tomorrow. In

Climate future imagined by:



Instructions

Take your time and look at the different images on the table: which one speaks home to you, or makes you think of a place dear to your heart? Pick one image and find a cozy place to sit.

Look at the image and try to imagine how the place dear to your heart might look like with higher waters. Feel free to use pencils, pens, and markers that you will find on the tables to expand the initial image.

Here are some prompts for your imaginative process:

- *What does your place look like in the future?*
- *Which adaptation strategies are in place to deal with higher waters?*
- *Think about what you know of that place today: what are the things that you are willing to allow the water to take? Which are the ones that you'd like to protect instead?*
- *Think of the water as something to protect us from, but also as a bearer of life: which other species do you see co-existing with us in this new landscape, and how do they relate to each other?*

You don't have to create a beautiful drawing. It's just a sketch of something that has not happened yet. Try to use short textual annotation to describe your sketch. The textual annotations will be used as prompts for DALL-E, a generative model that we'll use to expand on the starting image, using your sketch as a starting point.

Finally, here on the back, there is a space for you to write a short story, a poem, a dialogue, or any kind of text that you'd like to produce to contextualize your scenario. You can see this as a moment to send a message for future generations, a piece of advice for your future self, a wish for what is yet to come, or a call to action.

On the front, you can add your name and the location of your speculative landscape. Thank you for your work of imagination!

What happened tomorrow?

It happened tomorrow. In

Climate future imagined by:



Instructions

Take your time and look at the different images on the table: which one speaks home to you, or makes you think of a place dear to your heart? Pick one image and find a cozy place to sit.

Look at the image and try to imagine how the place dear to your heart might look like with higher waters. Feel free to use pencils, pens, and markers that you will find on the tables to expand the initial image.

Here are some prompts for your imaginative process:

- *What does your place look like in the future?*
- *Which adaptation strategies are in place to deal with higher waters?*
- *Think about what you know of that place today: what are the things that you are willing to allow the water to take? Which are the ones that you'd like to protect instead?*
- *Think of the water as something to protect us from, but also as a bearer of life: which other species do you see co-existing with us in this new landscape, and how do they relate to each other?*

You don't have to create a beautiful drawing. It's just a sketch of something that has not happened yet. Try to use short textual annotation to describe your sketch. The textual annotations will be used as prompts for DALL-E, a generative model that we'll use to expand on the starting image, using your sketch as a starting point.

Finally, here on the back, there is a space for you to write a short story, a poem, a dialogue, or any kind of text that you'd like to produce to contextualize your scenario. You can see this as a moment to send a message for future generations, a piece of advice for your future self, a wish for what is yet to come, or a call to action.

On the front, you can add your name and the location of your speculative landscape. Thank you for your work of imagination!

What happened tomorrow?

It happened tomorrow. In

Climate future imagined by:



Instructions

Take your time and look at the different images on the table: which one speaks home to you, or makes you think of a place dear to your heart? Pick one image and find a cozy place to sit.

Look at the image and try to imagine how the place dear to your heart might look like with higher waters. Feel free to use pencils, pens, and markers that you will find on the tables to expand the initial image.

Here are some prompts for your imaginative process:

- *What does your place look like in the future?*
- *Which adaptation strategies are in place to deal with higher waters?*
- *Think about what you know of that place today: what are the things that you are willing to allow the water to take? Which are the ones that you'd like to protect instead?*
- *Think of the water as something to protect us from, but also as a bearer of life: which other species do you see co-existing with us in this new landscape, and how do they relate to each other?*

You don't have to create a beautiful drawing. It's just a sketch of something that has not happened yet. Try to use short textual annotation to describe your sketch. The textual annotations will be used as prompts for DALL-E, a generative model that we'll use to expand on the starting image, using your sketch as a starting point.

Finally, here on the back, there is a space for you to write a short story, a poem, a dialogue, or any kind of text that you'd like to produce to contextualize your scenario. You can see this as a moment to send a message for future generations, a piece of advice for your future self, a wish for what is yet to come, or a call to action.

On the front, you can add your name and the location of your speculative landscape. Thank you for your work of imagination!

What happened tomorrow?

It happened tomorrow. In

Climate future imagined by:



Instructions

Take your time and look at the different images on the table: which one speaks home to you, or makes you think of a place dear to your heart? Pick one image and find a cozy place to sit.

Look at the image and try to imagine how the place dear to your heart might look like with higher waters. Feel free to use pencils, pens, and markers that you will find on the tables to expand the initial image.

Here are some prompts for your imaginative process:

- *What does your place look like in the future?*
- *Which adaptation strategies are in place to deal with higher waters?*
- *Think about what you know of that place today: what are the things that you are willing to allow the water to take? Which are the ones that you'd like to protect instead?*
- *Think of the water as something to protect us from, but also as a bearer of life: which other species do you see co-existing with us in this new landscape, and how do they relate to each other?*

You don't have to create a beautiful drawing. It's just a sketch of something that has not happened yet. Try to use short textual annotation to describe your sketch. The textual annotations will be used as prompts for DALL-E, a generative model that we'll use to expand on the starting image, using your sketch as a starting point.

Finally, here on the back, there is a space for you to write a short story, a poem, a dialogue, or any kind of text that you'd like to produce to contextualize your scenario. You can see this as a moment to send a message for future generations, a piece of advice for your future self, a wish for what is yet to come, or a call to action.

On the front, you can add your name and the location of your speculative landscape. Thank you for your work of imagination!

What happened tomorrow?

It happened tomorrow. In

Climate future imagined by:



Instructions

Take your time and look at the different images on the table: which one speaks home to you, or makes you think of a place dear to your heart? Pick one image and find a cozy place to sit.

Look at the image and try to imagine how the place dear to your heart might look like with higher waters. Feel free to use pencils, pens, and markers that you will find on the tables to expand the initial image.

Here are some prompts for your imaginative process:

- *What does your place look like in the future?*
- *Which adaptation strategies are in place to deal with higher waters?*
- *Think about what you know of that place today: what are the things that you are willing to allow the water to take? Which are the ones that you'd like to protect instead?*
- *Think of the water as something to protect us from, but also as a bearer of life: which other species do you see co-existing with us in this new landscape, and how do they relate to each other?*

You don't have to create a beautiful drawing. It's just a sketch of something that has not happened yet. Try to use short textual annotation to describe your sketch. The textual annotations will be used as prompts for DALL-E, a generative model that we'll use to expand on the starting image, using your sketch as a starting point.

Finally, here on the back, there is a space for you to write a short story, a poem, a dialogue, or any kind of text that you'd like to produce to contextualize your scenario. You can see this as a moment to send a message for future generations, a piece of advice for your future self, a wish for what is yet to come, or a call to action.

On the front, you can add your name and the location of your speculative landscape. Thank you for your work of imagination!

What happened tomorrow?

It happened tomorrow. In

Climate future imagined by:



Instructions

Take your time and look at the different images on the table: which one speaks home to you, or makes you think of a place dear to your heart? Pick one image and find a cozy place to sit.

Look at the image and try to imagine how the place dear to your heart might look like with higher waters. Feel free to use pencils, pens, and markers that you will find on the tables to expand the initial image.

Here are some prompts for your imaginative process:

- *What does your place look like in the future?*
- *Which adaptation strategies are in place to deal with higher waters?*
- *Think about what you know of that place today: what are the things that you are willing to allow the water to take? Which are the ones that you'd like to protect instead?*
- *Think of the water as something to protect us from, but also as a bearer of life: which other species do you see co-existing with us in this new landscape, and how do they relate to each other?*

You don't have to create a beautiful drawing. It's just a sketch of something that has not happened yet. Try to use short textual annotation to describe your sketch. The textual annotations will be used as prompts for DALL-E, a generative model that we'll use to expand on the starting image, using your sketch as a starting point.

Finally, here on the back, there is a space for you to write a short story, a poem, a dialogue, or any kind of text that you'd like to produce to contextualize your scenario. You can see this as a moment to send a message for future generations, a piece of advice for your future self, a wish for what is yet to come, or a call to action.

On the front, you can add your name and the location of your speculative landscape. Thank you for your work of imagination!

What happened tomorrow?

It happened tomorrow. In

Climate future imagined by:



Instructions

Take your time and look at the different images on the table: which one speaks home to you, or makes you think of a place dear to your heart? Pick one image and find a cozy place to sit.

Look at the image and try to imagine how the place dear to your heart might look like with higher waters. Feel free to use pencils, pens, and markers that you will find on the tables to expand the initial image.

Here are some prompts for your imaginative process:

- *What does your place look like in the future?*
- *Which adaptation strategies are in place to deal with higher waters?*
- *Think about what you know of that place today: what are the things that you are willing to allow the water to take? Which are the ones that you'd like to protect instead?*
- *Think of the water as something to protect us from, but also as a bearer of life: which other species do you see co-existing with us in this new landscape, and how do they relate to each other?*

You don't have to create a beautiful drawing. It's just a sketch of something that has not happened yet. Try to use short textual annotation to describe your sketch. The textual annotations will be used as prompts for DALL-E, a generative model that we'll use to expand on the starting image, using your sketch as a starting point.


Finally, here on the back, there is a space for you to write a short story, a poem, a dialogue, or any kind of text that you'd like to produce to contextualize your scenario. You can see this as a moment to send a message for future generations, a piece of advice for your future self, a wish for what is yet to come, or a call to action.

On the front, you can add your name and the location of your speculative landscape. Thank you for your work of imagination!

What happened tomorrow?

It happened tomorrow. In

Climate future imagined by:



Instructions

Take your time and look at the different images on the table: which one speaks home to you, or makes you think of a place dear to your heart? Pick one image and find a cozy place to sit.

Look at the image and try to imagine how the place dear to your heart might look like with higher waters. Feel free to use pencils, pens, and markers that you will find on the tables to expand the initial image.

Here are some prompts for your imaginative process:

- *What does your place look like in the future?*
- *Which adaptation strategies are in place to deal with higher waters?*
- *Think about what you know of that place today: what are the things that you are willing to allow the water to take? Which are the ones that you'd like to protect instead?*
- *Think of the water as something to protect us from, but also as a bearer of life: which other species do you see co-existing with us in this new landscape, and how do they relate to each other?*

You don't have to create a beautiful drawing. It's just a sketch of something that has not happened yet. Try to use short textual annotation to describe your sketch. The textual annotations will be used as prompts for DALL-E, a generative model that we'll use to expand on the starting image, using your sketch as a starting point.

Finally, here on the back, there is a space for you to write a short story, a poem, a dialogue, or any kind of text that you'd like to produce to contextualize your scenario. You can see this as a moment to send a message for future generations, a piece of advice for your future self, a wish for what is yet to come, or a call to action.

On the front, you can add your name and the location of your speculative landscape. Thank you for your work of imagination!

What happened tomorrow?

It happened tomorrow. In

Climate future imagined by:



Instructions

Take your time and look at the different images on the table: which one speaks home to you, or makes you think of a place dear to your heart? Pick one image and find a cozy place to sit.

Look at the image and try to imagine how the place dear to your heart might look like with higher waters. Feel free to use pencils, pens, and markers that you will find on the tables to expand the initial image.

Here are some prompts for your imaginative process:

- *What does your place look like in the future?*
- *Which adaptation strategies are in place to deal with higher waters?*
- *Think about what you know of that place today: what are the things that you are willing to allow the water to take? Which are the ones that you'd like to protect instead?*
- *Think of the water as something to protect us from, but also as a bearer of life: which other species do you see co-existing with us in this new landscape, and how do they relate to each other?*

You don't have to create a beautiful drawing. It's just a sketch of something that has not happened yet. Try to use short textual annotation to describe your sketch. The textual annotations will be used as prompts for DALL-E, a generative model that we'll use to expand on the starting image, using your sketch as a starting point.

Finally, here on the back, there is a space for you to write a short story, a poem, a dialogue, or any kind of text that you'd like to produce to contextualize your scenario. You can see this as a moment to send a message for future generations, a piece of advice for your future self, a wish for what is yet to come, or a call to action.

On the front, you can add your name and the location of your speculative landscape. Thank you for your work of imagination!

What happened tomorrow?

It happened tomorrow. In

Climate future imagined by:



Instructions

Take your time and look at the different images on the table: which one speaks home to you, or makes you think of a place dear to your heart? Pick one image and find a cozy place to sit.

Look at the image and try to imagine how the place dear to your heart might look like with higher waters. Feel free to use pencils, pens, and markers that you will find on the tables to expand the initial image.

Here are some prompts for your imaginative process:

- *What does your place look like in the future?*
- *Which adaptation strategies are in place to deal with higher waters?*
- *Think about what you know of that place today: what are the things that you are willing to allow the water to take? Which are the ones that you'd like to protect instead?*
- *Think of the water as something to protect us from, but also as a bearer of life: which other species do you see co-existing with us in this new landscape, and how do they relate to each other?*

You don't have to create a beautiful drawing. It's just a sketch of something that has not happened yet. Try to use short textual annotation to describe your sketch. The textual annotations will be used as prompts for DALL-E, a generative model that we'll use to expand on the starting image, using your sketch as a starting point.

Finally, here on the back, there is a space for you to write a short story, a poem, a dialogue, or any kind of text that you'd like to produce to contextualize your scenario. You can see this as a moment to send a message for future generations, a piece of advice for your future self, a wish for what is yet to come, or a call to action.

On the front, you can add your name and the location of your speculative landscape. Thank you for your work of imagination!

What happened tomorrow?

It happened tomorrow. In

Climate future imagined by:



Instructions

Take your time and look at the different images on the table: which one speaks home to you, or makes you think of a place dear to your heart? Pick one image and find a cozy place to sit.

Look at the image and try to imagine how the place dear to your heart might look like with higher waters. Feel free to use pencils, pens, and markers that you will find on the tables to expand the initial image.

Here are some prompts for your imaginative process:

- *What does your place look like in the future?*
- *Which adaptation strategies are in place to deal with higher waters?*
- *Think about what you know of that place today: what are the things that you are willing to allow the water to take? Which are the ones that you'd like to protect instead?*
- *Think of the water as something to protect us from, but also as a bearer of life: which other species do you see co-existing with us in this new landscape, and how do they relate to each other?*

You don't have to create a beautiful drawing. It's just a sketch of something that has not happened yet. Try to use short textual annotation to describe your sketch. The textual annotations will be used as prompts for DALL-E, a generative model that we'll use to expand on the starting image, using your sketch as a starting point.

Finally, here on the back, there is a space for you to write a short story, a poem, a dialogue, or any kind of text that you'd like to produce to contextualize your scenario. You can see this as a moment to send a message for future generations, a piece of advice for your future self, a wish for what is yet to come, or a call to action.

On the front, you can add your name and the location of your speculative landscape. Thank you for your work of imagination!

What happened tomorrow?

It happened tomorrow. In

Climate future imagined by:



Instructions

Take your time and look at the different images on the table: which one speaks home to you, or makes you think of a place dear to your heart? Pick one image and find a cozy place to sit.

Look at the image and try to imagine how the place dear to your heart might look like with higher waters. Feel free to use pencils, pens, and markers that you will find on the tables to expand the initial image.

Here are some prompts for your imaginative process:

- *What does your place look like in the future?*
- *Which adaptation strategies are in place to deal with higher waters?*
- *Think about what you know of that place today: what are the things that you are willing to allow the water to take? Which are the ones that you'd like to protect instead?*
- *Think of the water as something to protect us from, but also as a bearer of life: which other species do you see co-existing with us in this new landscape, and how do they relate to each other?*

You don't have to create a beautiful drawing. It's just a sketch of something that has not happened yet. Try to use short textual annotation to describe your sketch. The textual annotations will be used as prompts for DALL-E, a generative model that we'll use to expand on the starting image, using your sketch as a starting point.

Finally, here on the back, there is a space for you to write a short story, a poem, a dialogue, or any kind of text that you'd like to produce to contextualize your scenario. You can see this as a moment to send a message for future generations, a piece of advice for your future self, a wish for what is yet to come, or a call to action.

On the front, you can add your name and the location of your speculative landscape. Thank you for your work of imagination!

What happened tomorrow?

It happened tomorrow. In

Climate future imagined by:



Instructions

Take your time and look at the different images on the table: which one speaks home to you, or makes you think of a place dear to your heart? Pick one image and find a cozy place to sit.

Look at the image and try to imagine how the place dear to your heart might look like with higher waters. Feel free to use pencils, pens, and markers that you will find on the tables to expand the initial image.

Here are some prompts for your imaginative process:

- *What does your place look like in the future?*
- *Which adaptation strategies are in place to deal with higher waters?*
- *Think about what you know of that place today: what are the things that you are willing to allow the water to take? Which are the ones that you'd like to protect instead?*
- *Think of the water as something to protect us from, but also as a bearer of life: which other species do you see co-existing with us in this new landscape, and how do they relate to each other?*

You don't have to create a beautiful drawing. It's just a sketch of something that has not happened yet. Try to use short textual annotation to describe your sketch. The textual annotations will be used as prompts for DALL-E, a generative model that we'll use to expand on the starting image, using your sketch as a starting point.

Finally, here on the back, there is a space for you to write a short story, a poem, a dialogue, or any kind of text that you'd like to produce to contextualize your scenario. You can see this as a moment to send a message for future generations, a piece of advice for your future self, a wish for what is yet to come, or a call to action.

On the front, you can add your name and the location of your speculative landscape. Thank you for your work of imagination!

What happened tomorrow?

It happened tomorrow. In

Climate future imagined by:



Instructions

Take your time and look at the different images on the table: which one speaks home to you, or makes you think of a place dear to your heart? Pick one image and find a cozy place to sit.

Look at the image and try to imagine how the place dear to your heart might look like with higher waters. Feel free to use pencils, pens, and markers that you will find on the tables to expand the initial image.

Here are some prompts for your imaginative process:

- *What does your place look like in the future?*
- *Which adaptation strategies are in place to deal with higher waters?*
- *Think about what you know of that place today: what are the things that you are willing to allow the water to take? Which are the ones that you'd like to protect instead?*
- *Think of the water as something to protect us from, but also as a bearer of life: which other species do you see co-existing with us in this new landscape, and how do they relate to each other?*

You don't have to create a beautiful drawing. It's just a sketch of something that has not happened yet. Try to use short textual annotation to describe your sketch. The textual annotations will be used as prompts for DALL-E, a generative model that we'll use to expand on the starting image, using your sketch as a starting point.

Finally, here on the back, there is a space for you to write a short story, a poem, a dialogue, or any kind of text that you'd like to produce to contextualize your scenario. You can see this as a moment to send a message for future generations, a piece of advice for your future self, a wish for what is yet to come, or a call to action.

On the front, you can add your name and the location of your speculative landscape. Thank you for your work of imagination!

What happened tomorrow?

It happened tomorrow. In

Climate future imagined by:



Instructions

Take your time and look at the different images on the table: which one speaks home to you, or makes you think of a place dear to your heart? Pick one image and find a cozy place to sit.

Look at the image and try to imagine how the place dear to your heart might look like with higher waters. Feel free to use pencils, pens, and markers that you will find on the tables to expand the initial image.

Here are some prompts for your imaginative process:

- *What does your place look like in the future?*
- *Which adaptation strategies are in place to deal with higher waters?*
- *Think about what you know of that place today: what are the things that you are willing to allow the water to take? Which are the ones that you'd like to protect instead?*
- *Think of the water as something to protect us from, but also as a bearer of life: which other species do you see co-existing with us in this new landscape, and how do they relate to each other?*

You don't have to create a beautiful drawing. It's just a sketch of something that has not happened yet. Try to use short textual annotation to describe your sketch. The textual annotations will be used as prompts for DALL-E, a generative model that we'll use to expand on the starting image, using your sketch as a starting point.

Finally, here on the back, there is a space for you to write a short story, a poem, a dialogue, or any kind of text that you'd like to produce to contextualize your scenario. You can see this as a moment to send a message for future generations, a piece of advice for your future self, a wish for what is yet to come, or a call to action.

On the front, you can add your name and the location of your speculative landscape. Thank you for your work of imagination!

What happened tomorrow?

It happened tomorrow. In

Climate future imagined by:



Instructions

Take your time and look at the different images on the table: which one speaks home to you, or makes you think of a place dear to your heart? Pick one image and find a cozy place to sit.

Look at the image and try to imagine how the place dear to your heart might look like with higher waters. Feel free to use pencils, pens, and markers that you will find on the tables to expand the initial image.

Here are some prompts for your imaginative process:

- *What does your place look like in the future?*
- *Which adaptation strategies are in place to deal with higher waters?*
- *Think about what you know of that place today: what are the things that you are willing to allow the water to take? Which are the ones that you'd like to protect instead?*
- *Think of the water as something to protect us from, but also as a bearer of life: which other species do you see co-existing with us in this new landscape, and how do they relate to each other?*

You don't have to create a beautiful drawing. It's just a sketch of something that has not happened yet. Try to use short textual annotation to describe your sketch. The textual annotations will be used as prompts for DALL-E, a generative model that we'll use to expand on the starting image, using your sketch as a starting point.

Finally, here on the back, there is a space for you to write a short story, a poem, a dialogue, or any kind of text that you'd like to produce to contextualize your scenario. You can see this as a moment to send a message for future generations, a piece of advice for your future self, a wish for what is yet to come, or a call to action.

On the front, you can add your name and the location of your speculative landscape. Thank you for your work of imagination!

What happened tomorrow?

It happened tomorrow. In

Climate future imagined by:



Instructions

Take your time and look at the different images on the table: which one speaks home to you, or makes you think of a place dear to your heart? Pick one image and find a cozy place to sit.

Look at the image and try to imagine how the place dear to your heart might look like with higher waters. Feel free to use pencils, pens, and markers that you will find on the tables to expand the initial image.

Here are some prompts for your imaginative process:

- *What does your place look like in the future?*
- *Which adaptation strategies are in place to deal with higher waters?*
- *Think about what you know of that place today: what are the things that you are willing to allow the water to take? Which are the ones that you'd like to protect instead?*
- *Think of the water as something to protect us from, but also as a bearer of life: which other species do you see co-existing with us in this new landscape, and how do they relate to each other?*

You don't have to create a beautiful drawing. It's just a sketch of something that has not happened yet. Try to use short textual annotation to describe your sketch. The textual annotations will be used as prompts for DALL-E, a generative model that we'll use to expand on the starting image, using your sketch as a starting point.

Finally, here on the back, there is a space for you to write a short story, a poem, a dialogue, or any kind of text that you'd like to produce to contextualize your scenario. You can see this as a moment to send a message for future generations, a piece of advice for your future self, a wish for what is yet to come, or a call to action.

On the front, you can add your name and the location of your speculative landscape. Thank you for your work of imagination!

What happened tomorrow?

It happened tomorrow. In

Climate future imagined by:



Instructions

Take your time and look at the different images on the table: which one speaks home to you, or makes you think of a place dear to your heart? Pick one image and find a cozy place to sit.

Look at the image and try to imagine how the place dear to your heart might look like with higher waters. Feel free to use pencils, pens, and markers that you will find on the tables to expand the initial image.

Here are some prompts for your imaginative process:

- *What does your place look like in the future?*
- *Which adaptation strategies are in place to deal with higher waters?*
- *Think about what you know of that place today: what are the things that you are willing to allow the water to take? Which are the ones that you'd like to protect instead?*
- *Think of the water as something to protect us from, but also as a bearer of life: which other species do you see co-existing with us in this new landscape, and how do they relate to each other?*

You don't have to create a beautiful drawing. It's just a sketch of something that has not happened yet. Try to use short textual annotation to describe your sketch. The textual annotations will be used as prompts for DALL-E, a generative model that we'll use to expand on the starting image, using your sketch as a starting point.

Finally, here on the back, there is a space for you to write a short story, a poem, a dialogue, or any kind of text that you'd like to produce to contextualize your scenario. You can see this as a moment to send a message for future generations, a piece of advice for your future self, a wish for what is yet to come, or a call to action.

On the front, you can add your name and the location of your speculative landscape. Thank you for your work of imagination!

What happened tomorrow?

It happened tomorrow. In

Climate future imagined by:



Instructions

Take your time and look at the different images on the table: which one speaks home to you, or makes you think of a place dear to your heart? Pick one image and find a cozy place to sit.

Look at the image and try to imagine how the place dear to your heart might look like with higher waters. Feel free to use pencils, pens, and markers that you will find on the tables to expand the initial image.

Here are some prompts for your imaginative process:

- *What does your place look like in the future?*
- *Which adaptation strategies are in place to deal with higher waters?*
- *Think about what you know of that place today: what are the things that you are willing to allow the water to take? Which are the ones that you'd like to protect instead?*
- *Think of the water as something to protect us from, but also as a bearer of life: which other species do you see co-existing with us in this new landscape, and how do they relate to each other?*

You don't have to create a beautiful drawing. It's just a sketch of something that has not happened yet. Try to use short textual annotation to describe your sketch. The textual annotations will be used as prompts for DALL-E, a generative model that we'll use to expand on the starting image, using your sketch as a starting point.

Finally, here on the back, there is a space for you to write a short story, a poem, a dialogue, or any kind of text that you'd like to produce to contextualize your scenario. You can see this as a moment to send a message for future generations, a piece of advice for your future self, a wish for what is yet to come, or a call to action.

On the front, you can add your name and the location of your speculative landscape. Thank you for your work of imagination!

What happened tomorrow?

It happened tomorrow. In

Climate future imagined by:



Instructions

Take your time and look at the different images on the table: which one speaks home to you, or makes you think of a place dear to your heart? Pick one image and find a cozy place to sit.

Look at the image and try to imagine how the place dear to your heart might look like with higher waters. Feel free to use pencils, pens, and markers that you will find on the tables to expand the initial image.

Here are some prompts for your imaginative process:

- *What does your place look like in the future?*
- *Which adaptation strategies are in place to deal with higher waters?*
- *Think about what you know of that place today: what are the things that you are willing to allow the water to take? Which are the ones that you'd like to protect instead?*
- *Think of the water as something to protect us from, but also as a bearer of life: which other species do you see co-existing with us in this new landscape, and how do they relate to each other?*

You don't have to create a beautiful drawing. It's just a sketch of something that has not happened yet. Try to use short textual annotation to describe your sketch. The textual annotations will be used as prompts for DALL-E, a generative model that we'll use to expand on the starting image, using your sketch as a starting point.

Finally, here on the back, there is a space for you to write a short story, a poem, a dialogue, or any kind of text that you'd like to produce to contextualize your scenario. You can see this as a moment to send a message for future generations, a piece of advice for your future self, a wish for what is yet to come, or a call to action.

On the front, you can add your name and the location of your speculative landscape. Thank you for your work of imagination!

What happened tomorrow?

It happened tomorrow. In

Climate future imagined by:



Instructions

Take your time and look at the different images on the table: which one speaks home to you, or makes you think of a place dear to your heart? Pick one image and find a cozy place to sit.

Look at the image and try to imagine how the place dear to your heart might look like with higher waters. Feel free to use pencils, pens, and markers that you will find on the tables to expand the initial image.

Here are some prompts for your imaginative process:

- *What does your place look like in the future?*
- *Which adaptation strategies are in place to deal with higher waters?*
- *Think about what you know of that place today: what are the things that you are willing to allow the water to take? Which are the ones that you'd like to protect instead?*
- *Think of the water as something to protect us from, but also as a bearer of life: which other species do you see co-existing with us in this new landscape, and how do they relate to each other?*

You don't have to create a beautiful drawing. It's just a sketch of something that has not happened yet. Try to use short textual annotation to describe your sketch. The textual annotations will be used as prompts for DALL-E, a generative model that we'll use to expand on the starting image, using your sketch as a starting point.

Finally, here on the back, there is a space for you to write a short story, a poem, a dialogue, or any kind of text that you'd like to produce to contextualize your scenario. You can see this as a moment to send a message for future generations, a piece of advice for your future self, a wish for what is yet to come, or a call to action.

On the front, you can add your name and the location of your speculative landscape. Thank you for your work of imagination!

What happened tomorrow?

It happened tomorrow. In

Climate future imagined by:



Instructions

Take your time and look at the different images on the table: which one speaks home to you, or makes you think of a place dear to your heart? Pick one image and find a cozy place to sit.

Look at the image and try to imagine how the place dear to your heart might look like with higher waters. Feel free to use pencils, pens, and markers that you will find on the tables to expand the initial image.

Here are some prompts for your imaginative process:

- *What does your place look like in the future?*
- *Which adaptation strategies are in place to deal with higher waters?*
- *Think about what you know of that place today: what are the things that you are willing to allow the water to take? Which are the ones that you'd like to protect instead?*
- *Think of the water as something to protect us from, but also as a bearer of life: which other species do you see co-existing with us in this new landscape, and how do they relate to each other?*

You don't have to create a beautiful drawing. It's just a sketch of something that has not happened yet. Try to use short textual annotation to describe your sketch. The textual annotations will be used as prompts for DALL-E, a generative model that we'll use to expand on the starting image, using your sketch as a starting point.

Finally, here on the back, there is a space for you to write a short story, a poem, a dialogue, or any kind of text that you'd like to produce to contextualize your scenario. You can see this as a moment to send a message for future generations, a piece of advice for your future self, a wish for what is yet to come, or a call to action.

On the front, you can add your name and the location of your speculative landscape. Thank you for your work of imagination!

What happened tomorrow?

It happened tomorrow. In

Climate future imagined by:



Instructions

Take your time and look at the different images on the table: which one speaks home to you, or makes you think of a place dear to your heart? Pick one image and find a cozy place to sit.

Look at the image and try to imagine how the place dear to your heart might look like with higher waters. Feel free to use pencils, pens, and markers that you will find on the tables to expand the initial image.

Here are some prompts for your imaginative process:

- *What does your place look like in the future?*
- *Which adaptation strategies are in place to deal with higher waters?*
- *Think about what you know of that place today: what are the things that you are willing to allow the water to take? Which are the ones that you'd like to protect instead?*
- *Think of the water as something to protect us from, but also as a bearer of life: which other species do you see co-existing with us in this new landscape, and how do they relate to each other?*

You don't have to create a beautiful drawing. It's just a sketch of something that has not happened yet. Try to use short textual annotation to describe your sketch. The textual annotations will be used as prompts for DALL-E, a generative model that we'll use to expand on the starting image, using your sketch as a starting point.


Finally, here on the back, there is a space for you to write a short story, a poem, a dialogue, or any kind of text that you'd like to produce to contextualize your scenario. You can see this as a moment to send a message for future generations, a piece of advice for your future self, a wish for what is yet to come, or a call to action.

On the front, you can add your name and the location of your speculative landscape. Thank you for your work of imagination!

What happened tomorrow?

It happened tomorrow. In

Climate future imagined by:



Instructions

Take your time and look at the different images on the table: which one speaks home to you, or makes you think of a place dear to your heart? Pick one image and find a cozy place to sit.

Look at the image and try to imagine how the place dear to your heart might look like with higher waters. Feel free to use pencils, pens, and markers that you will find on the tables to expand the initial image.

Here are some prompts for your imaginative process:

- *What does your place look like in the future?*
- *Which adaptation strategies are in place to deal with higher waters?*
- *Think about what you know of that place today: what are the things that you are willing to allow the water to take? Which are the ones that you'd like to protect instead?*
- *Think of the water as something to protect us from, but also as a bearer of life: which other species do you see co-existing with us in this new landscape, and how do they relate to each other?*

You don't have to create a beautiful drawing. It's just a sketch of something that has not happened yet. Try to use short textual annotation to describe your sketch. The textual annotations will be used as prompts for DALL-E, a generative model that we'll use to expand on the starting image, using your sketch as a starting point.

Finally, here on the back, there is a space for you to write a short story, a poem, a dialogue, or any kind of text that you'd like to produce to contextualize your scenario. You can see this as a moment to send a message for future generations, a piece of advice for your future self, a wish for what is yet to come, or a call to action.

On the front, you can add your name and the location of your speculative landscape. Thank you for your work of imagination!

What happened tomorrow?

It happened tomorrow. In

Climate future imagined by:



Instructions

Take your time and look at the different images on the table: which one speaks home to you, or makes you think of a place dear to your heart? Pick one image and find a cozy place to sit.

Look at the image and try to imagine how the place dear to your heart might look like with higher waters. Feel free to use pencils, pens, and markers that you will find on the tables to expand the initial image.

Here are some prompts for your imaginative process:

- *What does your place look like in the future?*
- *Which adaptation strategies are in place to deal with higher waters?*
- *Think about what you know of that place today: what are the things that you are willing to allow the water to take? Which are the ones that you'd like to protect instead?*
- *Think of the water as something to protect us from, but also as a bearer of life: which other species do you see co-existing with us in this new landscape, and how do they relate to each other?*

You don't have to create a beautiful drawing. It's just a sketch of something that has not happened yet. Try to use short textual annotation to describe your sketch. The textual annotations will be used as prompts for DALL-E, a generative model that we'll use to expand on the starting image, using your sketch as a starting point.

Finally, here on the back, there is a space for you to write a short story, a poem, a dialogue, or any kind of text that you'd like to produce to contextualize your scenario. You can see this as a moment to send a message for future generations, a piece of advice for your future self, a wish for what is yet to come, or a call to action.

On the front, you can add your name and the location of your speculative landscape. Thank you for your work of imagination!

What happened tomorrow?

It happened tomorrow. In

Climate future imagined by:



Instructions

Take your time and look at the different images on the table: which one speaks home to you, or makes you think of a place dear to your heart? Pick one image and find a cozy place to sit.

Look at the image and try to imagine how the place dear to your heart might look like with higher waters. Feel free to use pencils, pens, and markers that you will find on the tables to expand the initial image.

Here are some prompts for your imaginative process:

- *What does your place look like in the future?*
- *Which adaptation strategies are in place to deal with higher waters?*
- *Think about what you know of that place today: what are the things that you are willing to allow the water to take? Which are the ones that you'd like to protect instead?*
- *Think of the water as something to protect us from, but also as a bearer of life: which other species do you see co-existing with us in this new landscape, and how do they relate to each other?*

You don't have to create a beautiful drawing. It's just a sketch of something that has not happened yet. Try to use short textual annotation to describe your sketch. The textual annotations will be used as prompts for DALL-E, a generative model that we'll use to expand on the starting image, using your sketch as a starting point.

Finally, here on the back, there is a space for you to write a short story, a poem, a dialogue, or any kind of text that you'd like to produce to contextualize your scenario. You can see this as a moment to send a message for future generations, a piece of advice for your future self, a wish for what is yet to come, or a call to action.

On the front, you can add your name and the location of your speculative landscape. Thank you for your work of imagination!

What happened tomorrow?

It happened tomorrow. In

Climate future imagined by:



Instructions

Take your time and look at the different images on the table: which one speaks home to you, or makes you think of a place dear to your heart? Pick one image and find a cozy place to sit.

Look at the image and try to imagine how the place dear to your heart might look like with higher waters. Feel free to use pencils, pens, and markers that you will find on the tables to expand the initial image.

Here are some prompts for your imaginative process:

- *What does your place look like in the future?*
- *Which adaptation strategies are in place to deal with higher waters?*
- *Think about what you know of that place today: what are the things that you are willing to allow the water to take? Which are the ones that you'd like to protect instead?*
- *Think of the water as something to protect us from, but also as a bearer of life: which other species do you see co-existing with us in this new landscape, and how do they relate to each other?*

You don't have to create a beautiful drawing. It's just a sketch of something that has not happened yet. Try to use short textual annotation to describe your sketch. The textual annotations will be used as prompts for DALL-E, a generative model that we'll use to expand on the starting image, using your sketch as a starting point.

Finally, here on the back, there is a space for you to write a short story, a poem, a dialogue, or any kind of text that you'd like to produce to contextualize your scenario. You can see this as a moment to send a message for future generations, a piece of advice for your future self, a wish for what is yet to come, or a call to action.

On the front, you can add your name and the location of your speculative landscape. Thank you for your work of imagination!

What happened tomorrow?

It happened tomorrow. In

Climate future imagined by:



Instructions

Take your time and look at the different images on the table: which one speaks home to you, or makes you think of a place dear to your heart? Pick one image and find a cozy place to sit.

Look at the image and try to imagine how the place dear to your heart might look like with higher waters. Feel free to use pencils, pens, and markers that you will find on the tables to expand the initial image.

Here are some prompts for your imaginative process:

- *What does your place look like in the future?*
- *Which adaptation strategies are in place to deal with higher waters?*
- *Think about what you know of that place today: what are the things that you are willing to allow the water to take? Which are the ones that you'd like to protect instead?*
- *Think of the water as something to protect us from, but also as a bearer of life: which other species do you see co-existing with us in this new landscape, and how do they relate to each other?*

You don't have to create a beautiful drawing. It's just a sketch of something that has not happened yet. Try to use short textual annotation to describe your sketch. The textual annotations will be used as prompts for DALL-E, a generative model that we'll use to expand on the starting image, using your sketch as a starting point.

Finally, here on the back, there is a space for you to write a short story, a poem, a dialogue, or any kind of text that you'd like to produce to contextualize your scenario. You can see this as a moment to send a message for future generations, a piece of advice for your future self, a wish for what is yet to come, or a call to action.

On the front, you can add your name and the location of your speculative landscape. Thank you for your work of imagination!

What happened tomorrow?

It happened tomorrow. In

Climate future imagined by:



Instructions

Take your time and look at the different images on the table: which one speaks home to you, or makes you think of a place dear to your heart? Pick one image and find a cozy place to sit.

Look at the image and try to imagine how the place dear to your heart might look like with higher waters. Feel free to use pencils, pens, and markers that you will find on the tables to expand the initial image.

Here are some prompts for your imaginative process:

- *What does your place look like in the future?*
- *Which adaptation strategies are in place to deal with higher waters?*
- *Think about what you know of that place today: what are the things that you are willing to allow the water to take? Which are the ones that you'd like to protect instead?*
- *Think of the water as something to protect us from, but also as a bearer of life: which other species do you see co-existing with us in this new landscape, and how do they relate to each other?*

You don't have to create a beautiful drawing. It's just a sketch of something that has not happened yet. Try to use short textual annotation to describe your sketch. The textual annotations will be used as prompts for DALL-E, a generative model that we'll use to expand on the starting image, using your sketch as a starting point.

Finally, here on the back, there is a space for you to write a short story, a poem, a dialogue, or any kind of text that you'd like to produce to contextualize your scenario. You can see this as a moment to send a message for future generations, a piece of advice for your future self, a wish for what is yet to come, or a call to action.

On the front, you can add your name and the location of your speculative landscape. Thank you for your work of imagination!

What happened tomorrow?

It happened tomorrow. In

Climate future imagined by:



Instructions

Take your time and look at the different images on the table: which one speaks home to you, or makes you think of a place dear to your heart? Pick one image and find a cozy place to sit.

Look at the image and try to imagine how the place dear to your heart might look like with higher waters. Feel free to use pencils, pens, and markers that you will find on the tables to expand the initial image.

Here are some prompts for your imaginative process:

- *What does your place look like in the future?*
- *Which adaptation strategies are in place to deal with higher waters?*
- *Think about what you know of that place today: what are the things that you are willing to allow the water to take? Which are the ones that you'd like to protect instead?*
- *Think of the water as something to protect us from, but also as a bearer of life: which other species do you see co-existing with us in this new landscape, and how do they relate to each other?*

You don't have to create a beautiful drawing. It's just a sketch of something that has not happened yet. Try to use short textual annotation to describe your sketch. The textual annotations will be used as prompts for DALL-E, a generative model that we'll use to expand on the starting image, using your sketch as a starting point.

Finally, here on the back, there is a space for you to write a short story, a poem, a dialogue, or any kind of text that you'd like to produce to contextualize your scenario. You can see this as a moment to send a message for future generations, a piece of advice for your future self, a wish for what is yet to come, or a call to action.

On the front, you can add your name and the location of your speculative landscape. Thank you for your work of imagination!

What happened tomorrow?

It happened tomorrow. In

Climate future imagined by:



Instructions

Take your time and look at the different images on the table: which one speaks home to you, or makes you think of a place dear to your heart? Pick one image and find a cozy place to sit.

Look at the image and try to imagine how the place dear to your heart might look like with higher waters. Feel free to use pencils, pens, and markers that you will find on the tables to expand the initial image.

Here are some prompts for your imaginative process:

- *What does your place look like in the future?*
- *Which adaptation strategies are in place to deal with higher waters?*
- *Think about what you know of that place today: what are the things that you are willing to allow the water to take? Which are the ones that you'd like to protect instead?*
- *Think of the water as something to protect us from, but also as a bearer of life: which other species do you see co-existing with us in this new landscape, and how do they relate to each other?*

You don't have to create a beautiful drawing. It's just a sketch of something that has not happened yet. Try to use short textual annotation to describe your sketch. The textual annotations will be used as prompts for DALL-E, a generative model that we'll use to expand on the starting image, using your sketch as a starting point.

Finally, here on the back, there is a space for you to write a short story, a poem, a dialogue, or any kind of text that you'd like to produce to contextualize your scenario. You can see this as a moment to send a message for future generations, a piece of advice for your future self, a wish for what is yet to come, or a call to action.

On the front, you can add your name and the location of your speculative landscape. Thank you for your work of imagination!

What happened tomorrow?

It happened tomorrow. In

Climate future imagined by:



Instructions

Take your time and look at the different images on the table: which one speaks home to you, or makes you think of a place dear to your heart? Pick one image and find a cozy place to sit.

Look at the image and try to imagine how the place dear to your heart might look like with higher waters. Feel free to use pencils, pens, and markers that you will find on the tables to expand the initial image.

Here are some prompts for your imaginative process:

- *What does your place look like in the future?*
- *Which adaptation strategies are in place to deal with higher waters?*
- *Think about what you know of that place today: what are the things that you are willing to allow the water to take? Which are the ones that you'd like to protect instead?*
- *Think of the water as something to protect us from, but also as a bearer of life: which other species do you see co-existing with us in this new landscape, and how do they relate to each other?*

You don't have to create a beautiful drawing. It's just a sketch of something that has not happened yet. Try to use short textual annotation to describe your sketch. The textual annotations will be used as prompts for DALL-E, a generative model that we'll use to expand on the starting image, using your sketch as a starting point.

Finally, here on the back, there is a space for you to write a short story, a poem, a dialogue, or any kind of text that you'd like to produce to contextualize your scenario. You can see this as a moment to send a message for future generations, a piece of advice for your future self, a wish for what is yet to come, or a call to action.

On the front, you can add your name and the location of your speculative landscape. Thank you for your work of imagination!

What happened tomorrow?

It happened tomorrow. In

Climate future imagined by:



Instructions

Take your time and look at the different images on the table: which one speaks home to you, or makes you think of a place dear to your heart? Pick one image and find a cozy place to sit.

Look at the image and try to imagine how the place dear to your heart might look like with higher waters. Feel free to use pencils, pens, and markers that you will find on the tables to expand the initial image.

Here are some prompts for your imaginative process:

- *What does your place look like in the future?*
- *Which adaptation strategies are in place to deal with higher waters?*
- *Think about what you know of that place today: what are the things that you are willing to allow the water to take? Which are the ones that you'd like to protect instead?*
- *Think of the water as something to protect us from, but also as a bearer of life: which other species do you see co-existing with us in this new landscape, and how do they relate to each other?*

You don't have to create a beautiful drawing. It's just a sketch of something that has not happened yet. Try to use short textual annotation to describe your sketch. The textual annotations will be used as prompts for DALL-E, a generative model that we'll use to expand on the starting image, using your sketch as a starting point.

Finally, here on the back, there is a space for you to write a short story, a poem, a dialogue, or any kind of text that you'd like to produce to contextualize your scenario. You can see this as a moment to send a message for future generations, a piece of advice for your future self, a wish for what is yet to come, or a call to action.

On the front, you can add your name and the location of your speculative landscape. Thank you for your work of imagination!

What happened tomorrow?

It happened tomorrow. In

Climate future imagined by:



Instructions

Take your time and look at the different images on the table: which one speaks home to you, or makes you think of a place dear to your heart? Pick one image and find a cozy place to sit.

Look at the image and try to imagine how the place dear to your heart might look like with higher waters. Feel free to use pencils, pens, and markers that you will find on the tables to expand the initial image.

Here are some prompts for your imaginative process:

- *What does your place look like in the future?*
- *Which adaptation strategies are in place to deal with higher waters?*
- *Think about what you know of that place today: what are the things that you are willing to allow the water to take? Which are the ones that you'd like to protect instead?*
- *Think of the water as something to protect us from, but also as a bearer of life: which other species do you see co-existing with us in this new landscape, and how do they relate to each other?*

You don't have to create a beautiful drawing. It's just a sketch of something that has not happened yet. Try to use short textual annotation to describe your sketch. The textual annotations will be used as prompts for DALL-E, a generative model that we'll use to expand on the starting image, using your sketch as a starting point.

Finally, here on the back, there is a space for you to write a short story, a poem, a dialogue, or any kind of text that you'd like to produce to contextualize your scenario. You can see this as a moment to send a message for future generations, a piece of advice for your future self, a wish for what is yet to come, or a call to action.

On the front, you can add your name and the location of your speculative landscape. Thank you for your work of imagination!

What happened tomorrow?

It happened tomorrow. In

Climate future imagined by:



Instructions

Take your time and look at the different images on the table: which one speaks home to you, or makes you think of a place dear to your heart? Pick one image and find a cozy place to sit.

Look at the image and try to imagine how the place dear to your heart might look like with higher waters. Feel free to use pencils, pens, and markers that you will find on the tables to expand the initial image.

Here are some prompts for your imaginative process:

- *What does your place look like in the future?*
- *Which adaptation strategies are in place to deal with higher waters?*
- *Think about what you know of that place today: what are the things that you are willing to allow the water to take? Which are the ones that you'd like to protect instead?*
- *Think of the water as something to protect us from, but also as a bearer of life: which other species do you see co-existing with us in this new landscape, and how do they relate to each other?*

You don't have to create a beautiful drawing. It's just a sketch of something that has not happened yet. Try to use short textual annotation to describe your sketch. The textual annotations will be used as prompts for DALL-E, a generative model that we'll use to expand on the starting image, using your sketch as a starting point.

Finally, here on the back, there is a space for you to write a short story, a poem, a dialogue, or any kind of text that you'd like to produce to contextualize your scenario. You can see this as a moment to send a message for future generations, a piece of advice for your future self, a wish for what is yet to come, or a call to action.

On the front, you can add your name and the location of your speculative landscape. Thank you for your work of imagination!

What happened tomorrow?

It happened tomorrow. In

Climate future imagined by:



Instructions

Take your time and look at the different images on the table: which one speaks home to you, or makes you think of a place dear to your heart? Pick one image and find a cozy place to sit.

Look at the image and try to imagine how the place dear to your heart might look like with higher waters. Feel free to use pencils, pens, and markers that you will find on the tables to expand the initial image.

Here are some prompts for your imaginative process:

- *What does your place look like in the future?*
- *Which adaptation strategies are in place to deal with higher waters?*
- *Think about what you know of that place today: what are the things that you are willing to allow the water to take? Which are the ones that you'd like to protect instead?*
- *Think of the water as something to protect us from, but also as a bearer of life: which other species do you see co-existing with us in this new landscape, and how do they relate to each other?*

You don't have to create a beautiful drawing. It's just a sketch of something that has not happened yet. Try to use short textual annotation to describe your sketch. The textual annotations will be used as prompts for DALL-E, a generative model that we'll use to expand on the starting image, using your sketch as a starting point.

Finally, here on the back, there is a space for you to write a short story, a poem, a dialogue, or any kind of text that you'd like to produce to contextualize your scenario. You can see this as a moment to send a message for future generations, a piece of advice for your future self, a wish for what is yet to come, or a call to action.

On the front, you can add your name and the location of your speculative landscape. Thank you for your work of imagination!

What happened tomorrow?

It happened tomorrow. In

Climate future imagined by:



Instructions

Take your time and look at the different images on the table: which one speaks home to you, or makes you think of a place dear to your heart? Pick one image and find a cozy place to sit.

Look at the image and try to imagine how the place dear to your heart might look like with higher waters. Feel free to use pencils, pens, and markers that you will find on the tables to expand the initial image.

Here are some prompts for your imaginative process:

- *What does your place look like in the future?*
- *Which adaptation strategies are in place to deal with higher waters?*
- *Think about what you know of that place today: what are the things that you are willing to allow the water to take? Which are the ones that you'd like to protect instead?*
- *Think of the water as something to protect us from, but also as a bearer of life: which other species do you see co-existing with us in this new landscape, and how do they relate to each other?*

You don't have to create a beautiful drawing. It's just a sketch of something that has not happened yet. Try to use short textual annotation to describe your sketch. The textual annotations will be used as prompts for DALL-E, a generative model that we'll use to expand on the starting image, using your sketch as a starting point.

Finally, here on the back, there is a space for you to write a short story, a poem, a dialogue, or any kind of text that you'd like to produce to contextualize your scenario. You can see this as a moment to send a message for future generations, a piece of advice for your future self, a wish for what is yet to come, or a call to action.

On the front, you can add your name and the location of your speculative landscape. Thank you for your work of imagination!

What happened tomorrow?

It happened tomorrow. In

Climate future imagined by:



Instructions

Take your time and look at the different images on the table: which one speaks home to you, or makes you think of a place dear to your heart? Pick one image and find a cozy place to sit.

Look at the image and try to imagine how the place dear to your heart might look like with higher waters. Feel free to use pencils, pens, and markers that you will find on the tables to expand the initial image.

Here are some prompts for your imaginative process:

- *What does your place look like in the future?*
- *Which adaptation strategies are in place to deal with higher waters?*
- *Think about what you know of that place today: what are the things that you are willing to allow the water to take? Which are the ones that you'd like to protect instead?*
- *Think of the water as something to protect us from, but also as a bearer of life: which other species do you see co-existing with us in this new landscape, and how do they relate to each other?*

You don't have to create a beautiful drawing. It's just a sketch of something that has not happened yet. Try to use short textual annotation to describe your sketch. The textual annotations will be used as prompts for DALL-E, a generative model that we'll use to expand on the starting image, using your sketch as a starting point.

Finally, here on the back, there is a space for you to write a short story, a poem, a dialogue, or any kind of text that you'd like to produce to contextualize your scenario. You can see this as a moment to send a message for future generations, a piece of advice for your future self, a wish for what is yet to come, or a call to action.

On the front, you can add your name and the location of your speculative landscape. Thank you for your work of imagination!

What happened tomorrow?

It happened tomorrow. In

Climate future imagined by:



Instructions

Take your time and look at the different images on the table: which one speaks home to you, or makes you think of a place dear to your heart? Pick one image and find a cozy place to sit.

Look at the image and try to imagine how the place dear to your heart might look like with higher waters. Feel free to use pencils, pens, and markers that you will find on the tables to expand the initial image.

Here are some prompts for your imaginative process:

- *What does your place look like in the future?*
- *Which adaptation strategies are in place to deal with higher waters?*
- *Think about what you know of that place today: what are the things that you are willing to allow the water to take? Which are the ones that you'd like to protect instead?*
- *Think of the water as something to protect us from, but also as a bearer of life: which other species do you see co-existing with us in this new landscape, and how do they relate to each other?*

You don't have to create a beautiful drawing. It's just a sketch of something that has not happened yet. Try to use short textual annotation to describe your sketch. The textual annotations will be used as prompts for DALL-E, a generative model that we'll use to expand on the starting image, using your sketch as a starting point.

Finally, here on the back, there is a space for you to write a short story, a poem, a dialogue, or any kind of text that you'd like to produce to contextualize your scenario. You can see this as a moment to send a message for future generations, a piece of advice for your future self, a wish for what is yet to come, or a call to action.

On the front, you can add your name and the location of your speculative landscape. Thank you for your work of imagination!

What happened tomorrow?

It happened tomorrow. In

Climate future imagined by:



Instructions

Take your time and look at the different images on the table: which one speaks home to you, or makes you think of a place dear to your heart? Pick one image and find a cozy place to sit.

Look at the image and try to imagine how the place dear to your heart might look like with higher waters. Feel free to use pencils, pens, and markers that you will find on the tables to expand the initial image.

Here are some prompts for your imaginative process:

- *What does your place look like in the future?*
- *Which adaptation strategies are in place to deal with higher waters?*
- *Think about what you know of that place today: what are the things that you are willing to allow the water to take? Which are the ones that you'd like to protect instead?*
- *Think of the water as something to protect us from, but also as a bearer of life: which other species do you see co-existing with us in this new landscape, and how do they relate to each other?*

You don't have to create a beautiful drawing. It's just a sketch of something that has not happened yet. Try to use short textual annotation to describe your sketch. The textual annotations will be used as prompts for DALL-E, a generative model that we'll use to expand on the starting image, using your sketch as a starting point.

Finally, here on the back, there is a space for you to write a short story, a poem, a dialogue, or any kind of text that you'd like to produce to contextualize your scenario. You can see this as a moment to send a message for future generations, a piece of advice for your future self, a wish for what is yet to come, or a call to action.

On the front, you can add your name and the location of your speculative landscape. Thank you for your work of imagination!

What happened tomorrow?

It happened tomorrow. In

Climate future imagined by:



Instructions

Take your time and look at the different images on the table: which one speaks home to you, or makes you think of a place dear to your heart? Pick one image and find a cozy place to sit.

Look at the image and try to imagine how the place dear to your heart might look like with higher waters. Feel free to use pencils, pens, and markers that you will find on the tables to expand the initial image.

Here are some prompts for your imaginative process:

- *What does your place look like in the future?*
- *Which adaptation strategies are in place to deal with higher waters?*
- *Think about what you know of that place today: what are the things that you are willing to allow the water to take? Which are the ones that you'd like to protect instead?*
- *Think of the water as something to protect us from, but also as a bearer of life: which other species do you see co-existing with us in this new landscape, and how do they relate to each other?*

You don't have to create a beautiful drawing. It's just a sketch of something that has not happened yet. Try to use short textual annotation to describe your sketch. The textual annotations will be used as prompts for DALL-E, a generative model that we'll use to expand on the starting image, using your sketch as a starting point.

Finally, here on the back, there is a space for you to write a short story, a poem, a dialogue, or any kind of text that you'd like to produce to contextualize your scenario. You can see this as a moment to send a message for future generations, a piece of advice for your future self, a wish for what is yet to come, or a call to action.

On the front, you can add your name and the location of your speculative landscape. Thank you for your work of imagination!

What happened tomorrow?

It happened tomorrow. In

Climate future imagined by:



Instructions

Take your time and look at the different images on the table: which one speaks home to you, or makes you think of a place dear to your heart? Pick one image and find a cozy place to sit.

Look at the image and try to imagine how the place dear to your heart might look like with higher waters. Feel free to use pencils, pens, and markers that you will find on the tables to expand the initial image.

Here are some prompts for your imaginative process:

- *What does your place look like in the future?*
- *Which adaptation strategies are in place to deal with higher waters?*
- *Think about what you know of that place today: what are the things that you are willing to allow the water to take? Which are the ones that you'd like to protect instead?*
- *Think of the water as something to protect us from, but also as a bearer of life: which other species do you see co-existing with us in this new landscape, and how do they relate to each other?*

You don't have to create a beautiful drawing. It's just a sketch of something that has not happened yet. Try to use short textual annotation to describe your sketch. The textual annotations will be used as prompts for DALL-E, a generative model that we'll use to expand on the starting image, using your sketch as a starting point.

Finally, here on the back, there is a space for you to write a short story, a poem, a dialogue, or any kind of text that you'd like to produce to contextualize your scenario. You can see this as a moment to send a message for future generations, a piece of advice for your future self, a wish for what is yet to come, or a call to action.

On the front, you can add your name and the location of your speculative landscape. Thank you for your work of imagination!

What happened tomorrow?

It happened tomorrow. In

Climate future imagined by:



Instructions

Take your time and look at the different images on the table: which one speaks home to you, or makes you think of a place dear to your heart? Pick one image and find a cozy place to sit.

Look at the image and try to imagine how the place dear to your heart might look like with higher waters. Feel free to use pencils, pens, and markers that you will find on the tables to expand the initial image.

Here are some prompts for your imaginative process:

- *What does your place look like in the future?*
- *Which adaptation strategies are in place to deal with higher waters?*
- *Think about what you know of that place today: what are the things that you are willing to allow the water to take? Which are the ones that you'd like to protect instead?*
- *Think of the water as something to protect us from, but also as a bearer of life: which other species do you see co-existing with us in this new landscape, and how do they relate to each other?*

You don't have to create a beautiful drawing. It's just a sketch of something that has not happened yet. Try to use short textual annotation to describe your sketch. The textual annotations will be used as prompts for DALL-E, a generative model that we'll use to expand on the starting image, using your sketch as a starting point.

Finally, here on the back, there is a space for you to write a short story, a poem, a dialogue, or any kind of text that you'd like to produce to contextualize your scenario. You can see this as a moment to send a message for future generations, a piece of advice for your future self, a wish for what is yet to come, or a call to action.

On the front, you can add your name and the location of your speculative landscape. Thank you for your work of imagination!

What happened tomorrow?

It happened tomorrow. In

Climate future imagined by:



Instructions

Take your time and look at the different images on the table: which one speaks home to you, or makes you think of a place dear to your heart? Pick one image and find a cozy place to sit.

Look at the image and try to imagine how the place dear to your heart might look like with higher waters. Feel free to use pencils, pens, and markers that you will find on the tables to expand the initial image.

Here are some prompts for your imaginative process:

- *What does your place look like in the future?*
- *Which adaptation strategies are in place to deal with higher waters?*
- *Think about what you know of that place today: what are the things that you are willing to allow the water to take? Which are the ones that you'd like to protect instead?*
- *Think of the water as something to protect us from, but also as a bearer of life: which other species do you see co-existing with us in this new landscape, and how do they relate to each other?*

You don't have to create a beautiful drawing. It's just a sketch of something that has not happened yet. Try to use short textual annotation to describe your sketch. The textual annotations will be used as prompts for DALL-E, a generative model that we'll use to expand on the starting image, using your sketch as a starting point.

Finally, here on the back, there is a space for you to write a short story, a poem, a dialogue, or any kind of text that you'd like to produce to contextualize your scenario. You can see this as a moment to send a message for future generations, a piece of advice for your future self, a wish for what is yet to come, or a call to action.

On the front, you can add your name and the location of your speculative landscape. Thank you for your work of imagination!

What happened tomorrow?

It happened tomorrow. In

Climate future imagined by:



Instructions

Take your time and look at the different images on the table: which one speaks home to you, or makes you think of a place dear to your heart? Pick one image and find a cozy place to sit.

Look at the image and try to imagine how the place dear to your heart might look like with higher waters. Feel free to use pencils, pens, and markers that you will find on the tables to expand the initial image.

Here are some prompts for your imaginative process:

- *What does your place look like in the future?*
- *Which adaptation strategies are in place to deal with higher waters?*
- *Think about what you know of that place today: what are the things that you are willing to allow the water to take? Which are the ones that you'd like to protect instead?*
- *Think of the water as something to protect us from, but also as a bearer of life: which other species do you see co-existing with us in this new landscape, and how do they relate to each other?*

You don't have to create a beautiful drawing. It's just a sketch of something that has not happened yet. Try to use short textual annotation to describe your sketch. The textual annotations will be used as prompts for DALL-E, a generative model that we'll use to expand on the starting image, using your sketch as a starting point.

Finally, here on the back, there is a space for you to write a short story, a poem, a dialogue, or any kind of text that you'd like to produce to contextualize your scenario. You can see this as a moment to send a message for future generations, a piece of advice for your future self, a wish for what is yet to come, or a call to action.

On the front, you can add your name and the location of your speculative landscape. Thank you for your work of imagination!

What happened tomorrow?

It happened tomorrow. In

Climate future imagined by:



Instructions

Take your time and look at the different images on the table: which one speaks home to you, or makes you think of a place dear to your heart? Pick one image and find a cozy place to sit.

Look at the image and try to imagine how the place dear to your heart might look like with higher waters. Feel free to use pencils, pens, and markers that you will find on the tables to expand the initial image.

Here are some prompts for your imaginative process:

- *What does your place look like in the future?*
- *Which adaptation strategies are in place to deal with higher waters?*
- *Think about what you know of that place today: what are the things that you are willing to allow the water to take? Which are the ones that you'd like to protect instead?*
- *Think of the water as something to protect us from, but also as a bearer of life: which other species do you see co-existing with us in this new landscape, and how do they relate to each other?*

You don't have to create a beautiful drawing. It's just a sketch of something that has not happened yet. Try to use short textual annotation to describe your sketch. The textual annotations will be used as prompts for DALL-E, a generative model that we'll use to expand on the starting image, using your sketch as a starting point.

Finally, here on the back, there is a space for you to write a short story, a poem, a dialogue, or any kind of text that you'd like to produce to contextualize your scenario. You can see this as a moment to send a message for future generations, a piece of advice for your future self, a wish for what is yet to come, or a call to action.

On the front, you can add your name and the location of your speculative landscape. Thank you for your work of imagination!

What happened tomorrow?

It happened tomorrow. In

Climate future imagined by:



Instructions

Take your time and look at the different images on the table: which one speaks home to you, or makes you think of a place dear to your heart? Pick one image and find a cozy place to sit.

Look at the image and try to imagine how the place dear to your heart might look like with higher waters. Feel free to use pencils, pens, and markers that you will find on the tables to expand the initial image.

Here are some prompts for your imaginative process:

- *What does your place look like in the future?*
- *Which adaptation strategies are in place to deal with higher waters?*
- *Think about what you know of that place today: what are the things that you are willing to allow the water to take? Which are the ones that you'd like to protect instead?*
- *Think of the water as something to protect us from, but also as a bearer of life: which other species do you see co-existing with us in this new landscape, and how do they relate to each other?*

You don't have to create a beautiful drawing. It's just a sketch of something that has not happened yet. Try to use short textual annotation to describe your sketch. The textual annotations will be used as prompts for DALL-E, a generative model that we'll use to expand on the starting image, using your sketch as a starting point.

Finally, here on the back, there is a space for you to write a short story, a poem, a dialogue, or any kind of text that you'd like to produce to contextualize your scenario. You can see this as a moment to send a message for future generations, a piece of advice for your future self, a wish for what is yet to come, or a call to action.

On the front, you can add your name and the location of your speculative landscape. Thank you for your work of imagination!

What happened tomorrow?

It happened tomorrow. In

Climate future imagined by:



Instructions

Take your time and look at the different images on the table: which one speaks home to you, or makes you think of a place dear to your heart? Pick one image and find a cozy place to sit.

Look at the image and try to imagine how the place dear to your heart might look like with higher waters. Feel free to use pencils, pens, and markers that you will find on the tables to expand the initial image.

Here are some prompts for your imaginative process:

- *What does your place look like in the future?*
- *Which adaptation strategies are in place to deal with higher waters?*
- *Think about what you know of that place today: what are the things that you are willing to allow the water to take? Which are the ones that you'd like to protect instead?*
- *Think of the water as something to protect us from, but also as a bearer of life: which other species do you see co-existing with us in this new landscape, and how do they relate to each other?*

You don't have to create a beautiful drawing. It's just a sketch of something that has not happened yet. Try to use short textual annotation to describe your sketch. The textual annotations will be used as prompts for DALL-E, a generative model that we'll use to expand on the starting image, using your sketch as a starting point.

Finally, here on the back, there is a space for you to write a short story, a poem, a dialogue, or any kind of text that you'd like to produce to contextualize your scenario. You can see this as a moment to send a message for future generations, a piece of advice for your future self, a wish for what is yet to come, or a call to action.

On the front, you can add your name and the location of your speculative landscape. Thank you for your work of imagination!

What happened tomorrow?

It happened tomorrow. In

Climate future imagined by:



Instructions

Take your time and look at the different images on the table: which one speaks home to you, or makes you think of a place dear to your heart? Pick one image and find a cozy place to sit.

Look at the image and try to imagine how the place dear to your heart might look like with higher waters. Feel free to use pencils, pens, and markers that you will find on the tables to expand the initial image.

Here are some prompts for your imaginative process:

- *What does your place look like in the future?*
- *Which adaptation strategies are in place to deal with higher waters?*
- *Think about what you know of that place today: what are the things that you are willing to allow the water to take? Which are the ones that you'd like to protect instead?*
- *Think of the water as something to protect us from, but also as a bearer of life: which other species do you see co-existing with us in this new landscape, and how do they relate to each other?*

You don't have to create a beautiful drawing. It's just a sketch of something that has not happened yet. Try to use short textual annotation to describe your sketch. The textual annotations will be used as prompts for DALL-E, a generative model that we'll use to expand on the starting image, using your sketch as a starting point.

Finally, here on the back, there is a space for you to write a short story, a poem, a dialogue, or any kind of text that you'd like to produce to contextualize your scenario. You can see this as a moment to send a message for future generations, a piece of advice for your future self, a wish for what is yet to come, or a call to action.

On the front, you can add your name and the location of your speculative landscape. Thank you for your work of imagination!

What happened tomorrow?

It happened tomorrow. In

Climate future imagined by:



Instructions

Take your time and look at the different images on the table: which one speaks home to you, or makes you think of a place dear to your heart? Pick one image and find a cozy place to sit.

Look at the image and try to imagine how the place dear to your heart might look like with higher waters. Feel free to use pencils, pens, and markers that you will find on the tables to expand the initial image.

Here are some prompts for your imaginative process:

- *What does your place look like in the future?*
- *Which adaptation strategies are in place to deal with higher waters?*
- *Think about what you know of that place today: what are the things that you are willing to allow the water to take? Which are the ones that you'd like to protect instead?*
- *Think of the water as something to protect us from, but also as a bearer of life: which other species do you see co-existing with us in this new landscape, and how do they relate to each other?*

You don't have to create a beautiful drawing. It's just a sketch of something that has not happened yet. Try to use short textual annotation to describe your sketch. The textual annotations will be used as prompts for DALL-E, a generative model that we'll use to expand on the starting image, using your sketch as a starting point.

Finally, here on the back, there is a space for you to write a short story, a poem, a dialogue, or any kind of text that you'd like to produce to contextualize your scenario. You can see this as a moment to send a message for future generations, a piece of advice for your future self, a wish for what is yet to come, or a call to action.

On the front, you can add your name and the location of your speculative landscape. Thank you for your work of imagination!

What happened tomorrow?

It happened tomorrow. In

Climate future imagined by:



Instructions

Take your time and look at the different images on the table: which one speaks home to you, or makes you think of a place dear to your heart? Pick one image and find a cozy place to sit.

Look at the image and try to imagine how the place dear to your heart might look like with higher waters. Feel free to use pencils, pens, and markers that you will find on the tables to expand the initial image.

Here are some prompts for your imaginative process:

- *What does your place look like in the future?*
- *Which adaptation strategies are in place to deal with higher waters?*
- *Think about what you know of that place today: what are the things that you are willing to allow the water to take? Which are the ones that you'd like to protect instead?*
- *Think of the water as something to protect us from, but also as a bearer of life: which other species do you see co-existing with us in this new landscape, and how do they relate to each other?*

You don't have to create a beautiful drawing. It's just a sketch of something that has not happened yet. Try to use short textual annotation to describe your sketch. The textual annotations will be used as prompts for DALL-E, a generative model that we'll use to expand on the starting image, using your sketch as a starting point.

Finally, here on the back, there is a space for you to write a short story, a poem, a dialogue, or any kind of text that you'd like to produce to contextualize your scenario. You can see this as a moment to send a message for future generations, a piece of advice for your future self, a wish for what is yet to come, or a call to action.

On the front, you can add your name and the location of your speculative landscape. Thank you for your work of imagination!

What happened tomorrow?

It happened tomorrow. In

Climate future imagined by:



Instructions

Take your time and look at the different images on the table: which one speaks home to you, or makes you think of a place dear to your heart? Pick one image and find a cozy place to sit.

Look at the image and try to imagine how the place dear to your heart might look like with higher waters. Feel free to use pencils, pens, and markers that you will find on the tables to expand the initial image.

Here are some prompts for your imaginative process:

- *What does your place look like in the future?*
- *Which adaptation strategies are in place to deal with higher waters?*
- *Think about what you know of that place today: what are the things that you are willing to allow the water to take? Which are the ones that you'd like to protect instead?*
- *Think of the water as something to protect us from, but also as a bearer of life: which other species do you see co-existing with us in this new landscape, and how do they relate to each other?*

You don't have to create a beautiful drawing. It's just a sketch of something that has not happened yet. Try to use short textual annotation to describe your sketch. The textual annotations will be used as prompts for DALL-E, a generative model that we'll use to expand on the starting image, using your sketch as a starting point.

Finally, here on the back, there is a space for you to write a short story, a poem, a dialogue, or any kind of text that you'd like to produce to contextualize your scenario. You can see this as a moment to send a message for future generations, a piece of advice for your future self, a wish for what is yet to come, or a call to action.

On the front, you can add your name and the location of your speculative landscape. Thank you for your work of imagination!

What happened tomorrow?

It happened tomorrow. In

Climate future imagined by:



Instructions

Take your time and look at the different images on the table: which one speaks home to you, or makes you think of a place dear to your heart? Pick one image and find a cozy place to sit.

Look at the image and try to imagine how the place dear to your heart might look like with higher waters. Feel free to use pencils, pens, and markers that you will find on the tables to expand the initial image.

Here are some prompts for your imaginative process:

- *What does your place look like in the future?*
- *Which adaptation strategies are in place to deal with higher waters?*
- *Think about what you know of that place today: what are the things that you are willing to allow the water to take? Which are the ones that you'd like to protect instead?*
- *Think of the water as something to protect us from, but also as a bearer of life: which other species do you see co-existing with us in this new landscape, and how do they relate to each other?*

You don't have to create a beautiful drawing. It's just a sketch of something that has not happened yet. Try to use short textual annotation to describe your sketch. The textual annotations will be used as prompts for DALL-E, a generative model that we'll use to expand on the starting image, using your sketch as a starting point.

Finally, here on the back, there is a space for you to write a short story, a poem, a dialogue, or any kind of text that you'd like to produce to contextualize your scenario. You can see this as a moment to send a message for future generations, a piece of advice for your future self, a wish for what is yet to come, or a call to action.

On the front, you can add your name and the location of your speculative landscape. Thank you for your work of imagination!

What happened tomorrow?

It happened tomorrow. In

Climate future imagined by:



Instructions

Take your time and look at the different images on the table: which one speaks home to you, or makes you think of a place dear to your heart? Pick one image and find a cozy place to sit.

Look at the image and try to imagine how the place dear to your heart might look like with higher waters. Feel free to use pencils, pens, and markers that you will find on the tables to expand the initial image.

Here are some prompts for your imaginative process:

- *What does your place look like in the future?*
- *Which adaptation strategies are in place to deal with higher waters?*
- *Think about what you know of that place today: what are the things that you are willing to allow the water to take? Which are the ones that you'd like to protect instead?*
- *Think of the water as something to protect us from, but also as a bearer of life: which other species do you see co-existing with us in this new landscape, and how do they relate to each other?*

You don't have to create a beautiful drawing. It's just a sketch of something that has not happened yet. Try to use short textual annotation to describe your sketch. The textual annotations will be used as prompts for DALL-E, a generative model that we'll use to expand on the starting image, using your sketch as a starting point.

Finally, here on the back, there is a space for you to write a short story, a poem, a dialogue, or any kind of text that you'd like to produce to contextualize your scenario. You can see this as a moment to send a message for future generations, a piece of advice for your future self, a wish for what is yet to come, or a call to action.

On the front, you can add your name and the location of your speculative landscape. Thank you for your work of imagination!

What happened tomorrow?

It happened tomorrow. In

Climate future imagined by:



Instructions

Take your time and look at the different images on the table: which one speaks home to you, or makes you think of a place dear to your heart? Pick one image and find a cozy place to sit.

Look at the image and try to imagine how the place dear to your heart might look like with higher waters. Feel free to use pencils, pens, and markers that you will find on the tables to expand the initial image.

Here are some prompts for your imaginative process:

- *What does your place look like in the future?*
- *Which adaptation strategies are in place to deal with higher waters?*
- *Think about what you know of that place today: what are the things that you are willing to allow the water to take? Which are the ones that you'd like to protect instead?*
- *Think of the water as something to protect us from, but also as a bearer of life: which other species do you see co-existing with us in this new landscape, and how do they relate to each other?*

You don't have to create a beautiful drawing. It's just a sketch of something that has not happened yet. Try to use short textual annotation to describe your sketch. The textual annotations will be used as prompts for DALL-E, a generative model that we'll use to expand on the starting image, using your sketch as a starting point.

Finally, here on the back, there is a space for you to write a short story, a poem, a dialogue, or any kind of text that you'd like to produce to contextualize your scenario. You can see this as a moment to send a message for future generations, a piece of advice for your future self, a wish for what is yet to come, or a call to action.

On the front, you can add your name and the location of your speculative landscape. Thank you for your work of imagination!

What happened tomorrow?

It happened tomorrow. In

Climate future imagined by:



Instructions

Take your time and look at the different images on the table: which one speaks home to you, or makes you think of a place dear to your heart? Pick one image and find a cozy place to sit.

Look at the image and try to imagine how the place dear to your heart might look like with higher waters. Feel free to use pencils, pens, and markers that you will find on the tables to expand the initial image.

Here are some prompts for your imaginative process:

- *What does your place look like in the future?*
- *Which adaptation strategies are in place to deal with higher waters?*
- *Think about what you know of that place today: what are the things that you are willing to allow the water to take? Which are the ones that you'd like to protect instead?*
- *Think of the water as something to protect us from, but also as a bearer of life: which other species do you see co-existing with us in this new landscape, and how do they relate to each other?*

You don't have to create a beautiful drawing. It's just a sketch of something that has not happened yet. Try to use short textual annotation to describe your sketch. The textual annotations will be used as prompts for DALL-E, a generative model that we'll use to expand on the starting image, using your sketch as a starting point.

Finally, here on the back, there is a space for you to write a short story, a poem, a dialogue, or any kind of text that you'd like to produce to contextualize your scenario. You can see this as a moment to send a message for future generations, a piece of advice for your future self, a wish for what is yet to come, or a call to action.

On the front, you can add your name and the location of your speculative landscape. Thank you for your work of imagination!

What happened tomorrow?

It happened tomorrow. In

Climate future imagined by:



Instructions

Take your time and look at the different images on the table: which one speaks home to you, or makes you think of a place dear to your heart? Pick one image and find a cozy place to sit.

Look at the image and try to imagine how the place dear to your heart might look like with higher waters. Feel free to use pencils, pens, and markers that you will find on the tables to expand the initial image.

Here are some prompts for your imaginative process:

- *What does your place look like in the future?*
- *Which adaptation strategies are in place to deal with higher waters?*
- *Think about what you know of that place today: what are the things that you are willing to allow the water to take? Which are the ones that you'd like to protect instead?*
- *Think of the water as something to protect us from, but also as a bearer of life: which other species do you see co-existing with us in this new landscape, and how do they relate to each other?*

You don't have to create a beautiful drawing. It's just a sketch of something that has not happened yet. Try to use short textual annotation to describe your sketch. The textual annotations will be used as prompts for DALL-E, a generative model that we'll use to expand on the starting image, using your sketch as a starting point.

Finally, here on the back, there is a space for you to write a short story, a poem, a dialogue, or any kind of text that you'd like to produce to contextualize your scenario. You can see this as a moment to send a message for future generations, a piece of advice for your future self, a wish for what is yet to come, or a call to action.

On the front, you can add your name and the location of your speculative landscape. Thank you for your work of imagination!

What happened tomorrow?

It happened tomorrow. In

Climate future imagined by:



Instructions

Take your time and look at the different images on the table: which one speaks home to you, or makes you think of a place dear to your heart? Pick one image and find a cozy place to sit.

Look at the image and try to imagine how the place dear to your heart might look like with higher waters. Feel free to use pencils, pens, and markers that you will find on the tables to expand the initial image.

Here are some prompts for your imaginative process:

- *What does your place look like in the future?*
- *Which adaptation strategies are in place to deal with higher waters?*
- *Think about what you know of that place today: what are the things that you are willing to allow the water to take? Which are the ones that you'd like to protect instead?*
- *Think of the water as something to protect us from, but also as a bearer of life: which other species do you see co-existing with us in this new landscape, and how do they relate to each other?*

You don't have to create a beautiful drawing. It's just a sketch of something that has not happened yet. Try to use short textual annotation to describe your sketch. The textual annotations will be used as prompts for DALL-E, a generative model that we'll use to expand on the starting image, using your sketch as a starting point.

Finally, here on the back, there is a space for you to write a short story, a poem, a dialogue, or any kind of text that you'd like to produce to contextualize your scenario. You can see this as a moment to send a message for future generations, a piece of advice for your future self, a wish for what is yet to come, or a call to action.

On the front, you can add your name and the location of your speculative landscape. Thank you for your work of imagination!

What happened tomorrow?

It happened tomorrow. In

Climate future imagined by:



Instructions

Take your time and look at the different images on the table: which one speaks home to you, or makes you think of a place dear to your heart? Pick one image and find a cozy place to sit.

Look at the image and try to imagine how the place dear to your heart might look like with higher waters. Feel free to use pencils, pens, and markers that you will find on the tables to expand the initial image.

Here are some prompts for your imaginative process:

- *What does your place look like in the future?*
- *Which adaptation strategies are in place to deal with higher waters?*
- *Think about what you know of that place today: what are the things that you are willing to allow the water to take? Which are the ones that you'd like to protect instead?*
- *Think of the water as something to protect us from, but also as a bearer of life: which other species do you see co-existing with us in this new landscape, and how do they relate to each other?*

You don't have to create a beautiful drawing. It's just a sketch of something that has not happened yet. Try to use short textual annotation to describe your sketch. The textual annotations will be used as prompts for DALL-E, a generative model that we'll use to expand on the starting image, using your sketch as a starting point.

Finally, here on the back, there is a space for you to write a short story, a poem, a dialogue, or any kind of text that you'd like to produce to contextualize your scenario. You can see this as a moment to send a message for future generations, a piece of advice for your future self, a wish for what is yet to come, or a call to action.

On the front, you can add your name and the location of your speculative landscape. Thank you for your work of imagination!

What happened tomorrow?

It happened tomorrow. In

Climate future imagined by:



Instructions

Take your time and look at the different images on the table: which one speaks home to you, or makes you think of a place dear to your heart? Pick one image and find a cozy place to sit.

Look at the image and try to imagine how the place dear to your heart might look like with higher waters. Feel free to use pencils, pens, and markers that you will find on the tables to expand the initial image.

Here are some prompts for your imaginative process:

- *What does your place look like in the future?*
- *Which adaptation strategies are in place to deal with higher waters?*
- *Think about what you know of that place today: what are the things that you are willing to allow the water to take? Which are the ones that you'd like to protect instead?*
- *Think of the water as something to protect us from, but also as a bearer of life: which other species do you see co-existing with us in this new landscape, and how do they relate to each other?*

You don't have to create a beautiful drawing. It's just a sketch of something that has not happened yet. Try to use short textual annotation to describe your sketch. The textual annotations will be used as prompts for DALL-E, a generative model that we'll use to expand on the starting image, using your sketch as a starting point.

Finally, here on the back, there is a space for you to write a short story, a poem, a dialogue, or any kind of text that you'd like to produce to contextualize your scenario. You can see this as a moment to send a message for future generations, a piece of advice for your future self, a wish for what is yet to come, or a call to action.

On the front, you can add your name and the location of your speculative landscape. Thank you for your work of imagination!

What happened tomorrow?

It happened tomorrow. In

Climate future imagined by:



Instructions

Take your time and look at the different images on the table: which one speaks home to you, or makes you think of a place dear to your heart? Pick one image and find a cozy place to sit.

Look at the image and try to imagine how the place dear to your heart might look like with higher waters. Feel free to use pencils, pens, and markers that you will find on the tables to expand the initial image.

Here are some prompts for your imaginative process:

- *What does your place look like in the future?*
- *Which adaptation strategies are in place to deal with higher waters?*
- *Think about what you know of that place today: what are the things that you are willing to allow the water to take? Which are the ones that you'd like to protect instead?*
- *Think of the water as something to protect us from, but also as a bearer of life: which other species do you see co-existing with us in this new landscape, and how do they relate to each other?*

You don't have to create a beautiful drawing. It's just a sketch of something that has not happened yet. Try to use short textual annotation to describe your sketch. The textual annotations will be used as prompts for DALL-E, a generative model that we'll use to expand on the starting image, using your sketch as a starting point.

Finally, here on the back, there is a space for you to write a short story, a poem, a dialogue, or any kind of text that you'd like to produce to contextualize your scenario. You can see this as a moment to send a message for future generations, a piece of advice for your future self, a wish for what is yet to come, or a call to action.

On the front, you can add your name and the location of your speculative landscape. Thank you for your work of imagination!

What happened tomorrow?

It happened tomorrow. In

Climate future imagined by:



Instructions

Take your time and look at the different images on the table: which one speaks home to you, or makes you think of a place dear to your heart? Pick one image and find a cozy place to sit.

Look at the image and try to imagine how the place dear to your heart might look like with higher waters. Feel free to use pencils, pens, and markers that you will find on the tables to expand the initial image.

Here are some prompts for your imaginative process:

- *What does your place look like in the future?*
- *Which adaptation strategies are in place to deal with higher waters?*
- *Think about what you know of that place today: what are the things that you are willing to allow the water to take? Which are the ones that you'd like to protect instead?*
- *Think of the water as something to protect us from, but also as a bearer of life: which other species do you see co-existing with us in this new landscape, and how do they relate to each other?*

You don't have to create a beautiful drawing. It's just a sketch of something that has not happened yet. Try to use short textual annotation to describe your sketch. The textual annotations will be used as prompts for DALL-E, a generative model that we'll use to expand on the starting image, using your sketch as a starting point.

Finally, here on the back, there is a space for you to write a short story, a poem, a dialogue, or any kind of text that you'd like to produce to contextualize your scenario. You can see this as a moment to send a message for future generations, a piece of advice for your future self, a wish for what is yet to come, or a call to action.

On the front, you can add your name and the location of your speculative landscape. Thank you for your work of imagination!

What happened tomorrow?

It happened tomorrow. In

Climate future imagined by:



Instructions

Take your time and look at the different images on the table: which one speaks home to you, or makes you think of a place dear to your heart? Pick one image and find a cozy place to sit.

Look at the image and try to imagine how the place dear to your heart might look like with higher waters. Feel free to use pencils, pens, and markers that you will find on the tables to expand the initial image.

Here are some prompts for your imaginative process:

- *What does your place look like in the future?*
- *Which adaptation strategies are in place to deal with higher waters?*
- *Think about what you know of that place today: what are the things that you are willing to allow the water to take? Which are the ones that you'd like to protect instead?*
- *Think of the water as something to protect us from, but also as a bearer of life: which other species do you see co-existing with us in this new landscape, and how do they relate to each other?*

You don't have to create a beautiful drawing. It's just a sketch of something that has not happened yet. Try to use short textual annotation to describe your sketch. The textual annotations will be used as prompts for DALL-E, a generative model that we'll use to expand on the starting image, using your sketch as a starting point.

Finally, here on the back, there is a space for you to write a short story, a poem, a dialogue, or any kind of text that you'd like to produce to contextualize your scenario. You can see this as a moment to send a message for future generations, a piece of advice for your future self, a wish for what is yet to come, or a call to action.

On the front, you can add your name and the location of your speculative landscape. Thank you for your work of imagination!

What happened tomorrow?

It happened tomorrow. In

Climate future imagined by:



Instructions

Take your time and look at the different images on the table: which one speaks home to you, or makes you think of a place dear to your heart? Pick one image and find a cozy place to sit.

Look at the image and try to imagine how the place dear to your heart might look like with higher waters. Feel free to use pencils, pens, and markers that you will find on the tables to expand the initial image.

Here are some prompts for your imaginative process:

- *What does your place look like in the future?*
- *Which adaptation strategies are in place to deal with higher waters?*
- *Think about what you know of that place today: what are the things that you are willing to allow the water to take? Which are the ones that you'd like to protect instead?*
- *Think of the water as something to protect us from, but also as a bearer of life: which other species do you see co-existing with us in this new landscape, and how do they relate to each other?*

You don't have to create a beautiful drawing. It's just a sketch of something that has not happened yet. Try to use short textual annotation to describe your sketch. The textual annotations will be used as prompts for DALL-E, a generative model that we'll use to expand on the starting image, using your sketch as a starting point.

Finally, here on the back, there is a space for you to write a short story, a poem, a dialogue, or any kind of text that you'd like to produce to contextualize your scenario. You can see this as a moment to send a message for future generations, a piece of advice for your future self, a wish for what is yet to come, or a call to action.

On the front, you can add your name and the location of your speculative landscape. Thank you for your work of imagination!

What happened tomorrow?

It happened tomorrow. In

Climate future imagined by:



Instructions

Take your time and look at the different images on the table: which one speaks home to you, or makes you think of a place dear to your heart? Pick one image and find a cozy place to sit.

Look at the image and try to imagine how the place dear to your heart might look like with higher waters. Feel free to use pencils, pens, and markers that you will find on the tables to expand the initial image.

Here are some prompts for your imaginative process:

- *What does your place look like in the future?*
- *Which adaptation strategies are in place to deal with higher waters?*
- *Think about what you know of that place today: what are the things that you are willing to allow the water to take? Which are the ones that you'd like to protect instead?*
- *Think of the water as something to protect us from, but also as a bearer of life: which other species do you see co-existing with us in this new landscape, and how do they relate to each other?*

You don't have to create a beautiful drawing. It's just a sketch of something that has not happened yet. Try to use short textual annotation to describe your sketch. The textual annotations will be used as prompts for DALL-E, a generative model that we'll use to expand on the starting image, using your sketch as a starting point.

Finally, here on the back, there is a space for you to write a short story, a poem, a dialogue, or any kind of text that you'd like to produce to contextualize your scenario. You can see this as a moment to send a message for future generations, a piece of advice for your future self, a wish for what is yet to come, or a call to action.

On the front, you can add your name and the location of your speculative landscape. Thank you for your work of imagination!

What happened tomorrow?

It happened tomorrow. In

Climate future imagined by:



Instructions

Take your time and look at the different images on the table: which one speaks home to you, or makes you think of a place dear to your heart? Pick one image and find a cozy place to sit.

Look at the image and try to imagine how the place dear to your heart might look like with higher waters. Feel free to use pencils, pens, and markers that you will find on the tables to expand the initial image.

Here are some prompts for your imaginative process:

- *What does your place look like in the future?*
- *Which adaptation strategies are in place to deal with higher waters?*
- *Think about what you know of that place today: what are the things that you are willing to allow the water to take? Which are the ones that you'd like to protect instead?*
- *Think of the water as something to protect us from, but also as a bearer of life: which other species do you see co-existing with us in this new landscape, and how do they relate to each other?*

You don't have to create a beautiful drawing. It's just a sketch of something that has not happened yet. Try to use short textual annotation to describe your sketch. The textual annotations will be used as prompts for DALL-E, a generative model that we'll use to expand on the starting image, using your sketch as a starting point.

Finally, here on the back, there is a space for you to write a short story, a poem, a dialogue, or any kind of text that you'd like to produce to contextualize your scenario. You can see this as a moment to send a message for future generations, a piece of advice for your future self, a wish for what is yet to come, or a call to action.

On the front, you can add your name and the location of your speculative landscape. Thank you for your work of imagination!

What happened tomorrow?

It happened tomorrow. In

Climate future imagined by:



Instructions

Take your time and look at the different images on the table: which one speaks home to you, or makes you think of a place dear to your heart? Pick one image and find a cozy place to sit.

Look at the image and try to imagine how the place dear to your heart might look like with higher waters. Feel free to use pencils, pens, and markers that you will find on the tables to expand the initial image.

Here are some prompts for your imaginative process:

- *What does your place look like in the future?*
- *Which adaptation strategies are in place to deal with higher waters?*
- *Think about what you know of that place today: what are the things that you are willing to allow the water to take? Which are the ones that you'd like to protect instead?*
- *Think of the water as something to protect us from, but also as a bearer of life: which other species do you see co-existing with us in this new landscape, and how do they relate to each other?*

You don't have to create a beautiful drawing. It's just a sketch of something that has not happened yet. Try to use short textual annotation to describe your sketch. The textual annotations will be used as prompts for DALL-E, a generative model that we'll use to expand on the starting image, using your sketch as a starting point.

Finally, here on the back, there is a space for you to write a short story, a poem, a dialogue, or any kind of text that you'd like to produce to contextualize your scenario. You can see this as a moment to send a message for future generations, a piece of advice for your future self, a wish for what is yet to come, or a call to action.

On the front, you can add your name and the location of your speculative landscape. Thank you for your work of imagination!

What happened tomorrow?